

# 3

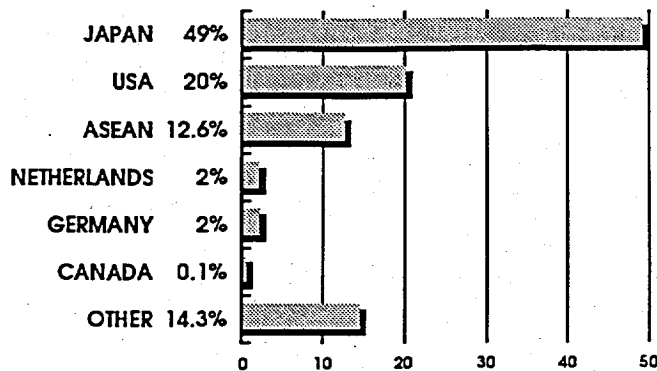
## Canada-Indonesia Commercial Relations

### 3.1 Indonesia's Global Trade

Indonesia's global merchandise trade reached \$47.6 billion US in 1990, a 45 percent increase over trade levels of a decade earlier. While import and export levels have grown at a relatively equal pace, Indonesia's trade surplus, in 1990, amounted to approximately U.S. \$3.8 billion.

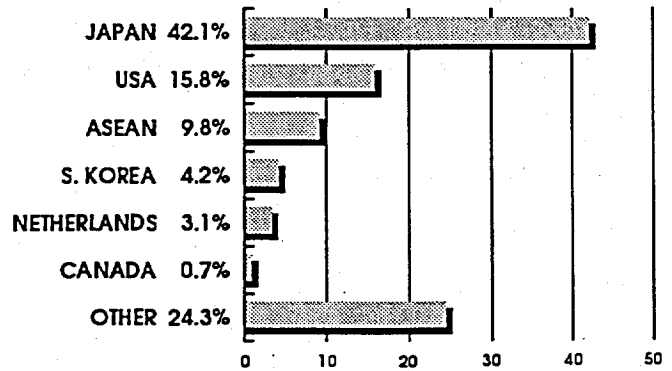
Two thirds of Indonesia's exports in 1990 were directed to Japan, the U.S. and Singapore. These three countries also accounted for more than 40 percent of Indonesia's imports. With export markets expanding in Asia, the prospects for increased benefits to Indonesia from trade and investment within the region are excellent.

Graph M  
INDONESIA WORLD EXPORTS 1980



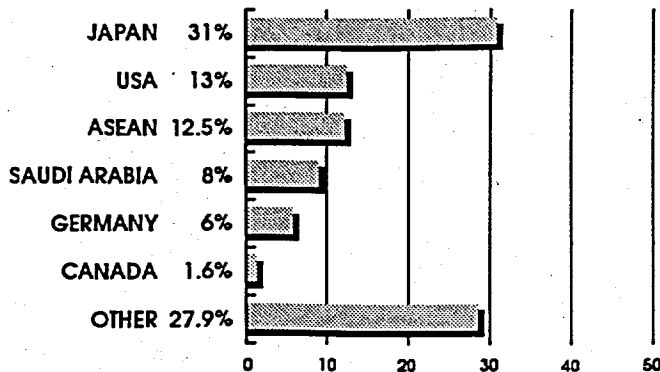
(NOTE: TOTAL INDONESIAN EXPORTS 1980 = US \$21,900 MILLION)

Graph N  
INDONESIA WORLD EXPORTS 1990



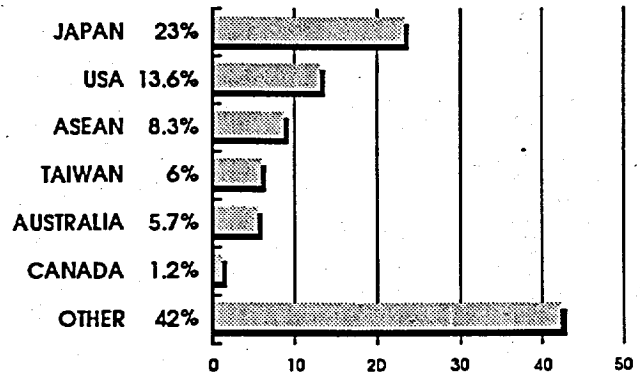
(NOTE: TOTAL INDONESIAN EXPORTS 1990 = US \$25,700 MILLION)

Graph O  
INDONESIAN WORLD IMPORTS 1980



(NOTE: TOTAL INDONESIAN IMPORTS 1980 = US \$10,800 MILLION)

Graph P  
INDONESIAN WORLD IMPORTS 1990



(NOTE: TOTAL INDONESIAN IMPORTS 1990 = US \$21,900 MILLION)