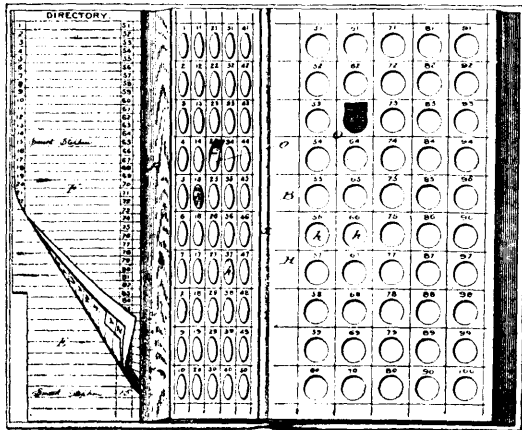


*Claim.*—1st. A coupon holder comprising two sections or divisions hinged together, provided with a series of cells or compartments



having spring actuated discs within them to receive coupons through openings adjacent to the discs. 2nd. A coupon holder consisting of two divisions or sections hinged together, enclosed within a cover, a directory and an index also enclosed within the cover, a series of compartments for receiving the coupons, and spring-pressed discs on which the coupons are carried. 3rd. A coupon holder provided with a series of cells or compartments open at opposite ends and each containing a spring provided with discs at opposite ends which are adapted to be removed with the spring through the opening at one end of the compartment. 4th. A coupon holder provided with a series of cells or compartments having plates at opposite ends formed with openings at the opposite ends of the compartments, the springs within the compartments having discs at opposite ends and the buttons which hold the discs in place but permit of their ready removal. 5th. A coupon holder comprising two sections or divisions hinged together, and provided with a series of cells or compartments, each cell or compartment containing a spring with discs at opposite ends, each compartment being suitably numbered on its front face, each disc at the opposite end of each compartment being numbered, in combination with a directory and an index secured to the coupon holder within a suitable cover.

**No. 51,174. Fountain Mucilage Holder.**

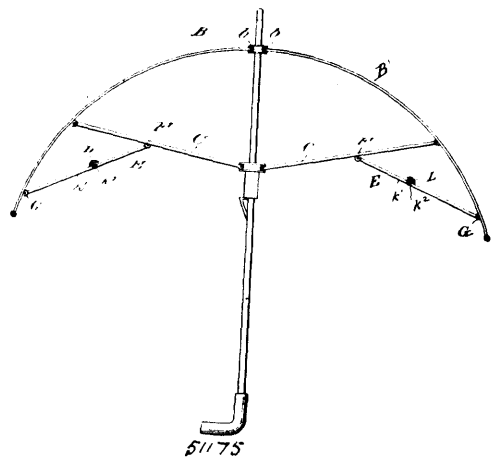
(Appareil pour contenir du mucilage.)



Sylvester J. Cripps and John W. Croxall, assignees of Samuel L. Young and James A. Norris, all of East Liverpool, Ohio, U.S.A., 1st February, 1896; 6 years. (Filed 11th November, 1895.)

*Claim.*—1st. In a fountain mucilage holder, a tubular barrel or reservoir and a dauber or spreader located at one end thereof, in combination with a centrally perforated cork inserted in the opposite or rear end of said barrel, a ferrule partially surrounding and inclosing said cork and left open at both ends and also extended in rear of said cork, a plunger movable through said perforated cork, a disc on the inner end of said plunger, a push button on the outer end thereof sliding within said ferrule, and a spring for holding the plunger disc normally in contact with said cork, substantially as described. 2nd. A fountain mucilage holder comprising a tubular barrel, a spreader or dauber at one end thereof and a covering or protecting cap therefor, in combination with a centrally perforated cork inserted in the opposite end of the barrel, a ferrule or collar surrounding said cork and partially inclosing the same, the integrally formed points or spurs on said ferrule engaging said cork for holding the latter in place, a plunger movable through the perforation in said cork, the disc on the inner end of the plunger, the push button on the outer end of the plunger, the spiral spring disposed around said plunger and interposed between the push button and the cork, and the protecting cap or cover therefor, all arranged substantially as described. 3rd. A fountain mucilage holder comprising a hollow barrel or reservoir, and a spreader or dauber at one end thereof, in combination with a centrally perforated cork inserted in the opposite end of the barrel, a ferrule surrounding said cork and partially inclosing the same, a plunger operating through the central perforation in the cork, and provided with a disc at its inner end, a push button provided with a hollow shank surrounding and engaging the shank of the plunger and also working through the centrally perforated cork, and a spiral spring disposed around the shank of the push button and interposed between said button and the cork, substantially as specified.

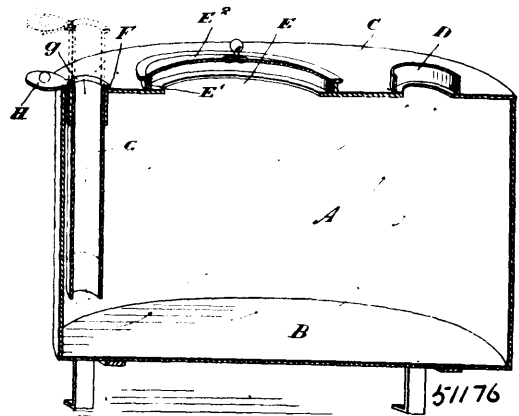
**No. 51,175. Umbrella (Parapluie.)**



Joseph Stark, New York, State of New York, U.S.A., 1st February, 1896; 6 years. (Filed 8th November, 1895.)

*Claim.*—1st. The combination, with an umbrella, provided with the usual ribs or bows, and inner braces, of stays which are pivotally connected with said braces, and with the outer ends of the ribs or bows, said stays being composed of separate sections which are hinged together, substantially as shown and described. 2nd. The combination, with the bows or ribs of an umbrella, and the inner braces thereof, of stays which are pivotally connected at one end of said braces, and at the other with the outer end of the bows or ribs, said stays being composed of sections which are hinged together, and adapted to fold outwardly, substantially as described. 3rd. An umbrella, provided with the usual handle, the usual bows or ribs, and the usual inner braces, said braces being pivotally connected with a sleeve mounted on the handle, and with the ribs or bows, and stays which are pivotally connected with said braces, and with the outer ends of the ribs or bows, said stays being composed of sections which are hinged together, substantially as shown and described.

**No. 51,176. Stove. (Poêle.)**



Leonard Meyer, Toronto, Ontario, Canada, 1st February, 1896; 6 years. (Filed 9th November, 1895.)

*Claim.*—1st. A sheet iron wood stove provided with an imperforate band and bottom, a top provided with a smoke pipe opening, and draught pipe extending downwardly from the top at one end and having its lower end located considerably above the bottom of the stove and a wood opening and cap all arranged, as and for the purpose specified. 2nd. In a stove, the combination with the imper-