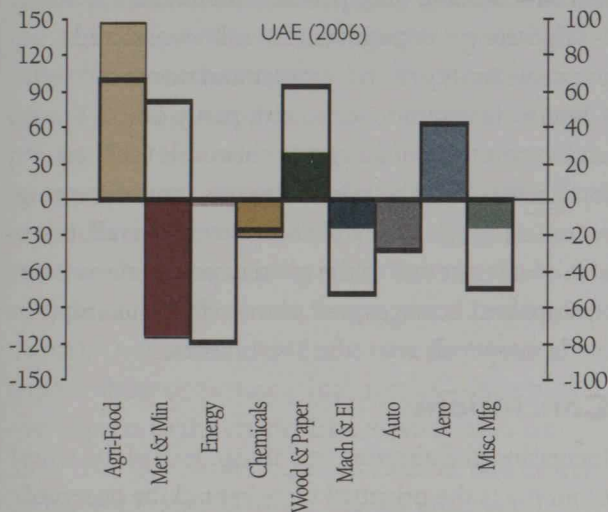
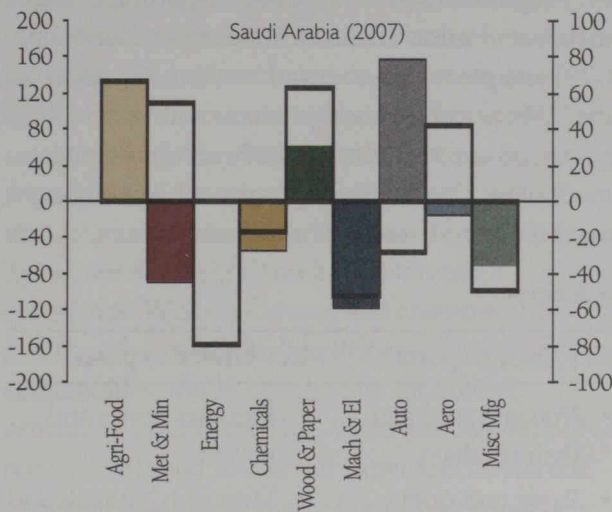


Normalized Revealed Comparative Advantage (NRCA) in Selected Middle East Countries



Black outlines represent global benchmarks (right axis). Coloured bars are specific to the country (left axis).



Black outlines represent global benchmarks (right axis). Coloured bars are specific to the country (left axis).

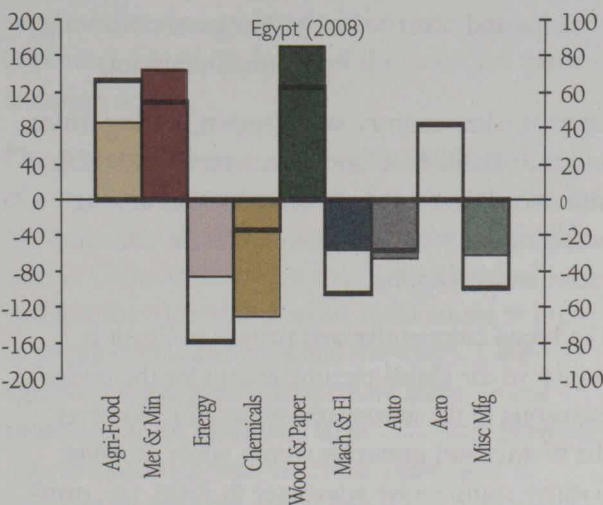
(-26). The **metals and minerals** sector remains a sector of possible opportunity, with considerable under-exports in precious stones and metals (-38) and aluminum (-30).

5.2 Saudi Arabia

Key Over-Exports	Key Under-Exports
<ul style="list-style-type: none"> <li>Automotive products</li> <li>Fruit and vegetable preparations</li> <li>Miscellaneous food</li> <li>Pharmaceutical products</li> </ul>	<ul style="list-style-type: none"> <li>Meat, fish, animal and their products</li> <li>Aerospace</li> <li>Aluminum</li> <li>Power-generating machinery</li> <li>Precious stones and metals</li> </ul>

Saudi Arabia is Canada's largest partner in the region in terms of bilateral merchandise trade, and ranks ninth among emerging countries as a destination for Canadian exports.

The striking feature of Canadian export competitiveness in Saudi Arabia is the large advantage in



Black outlines represent global benchmarks (right axis). Coloured bars are specific to the country (left axis).

the **automotive** sector (ranks 2<sup>nd</sup>, +49 over par in a 53-commodity list). Moreover, Saudi automotive imports do not seem to be reflected in the Canadian data (export levels as reported by Statistics Canada are considerably lower). This situation is particularly unusual outside the North American continent. The **agri-food** sector shows competitiveness on par with the global benchmark, but surprisingly, it is a very recent development as NRCA in this sector was