

## FASHIONABLE SLEEVES.

The sleeves shown on this page include the various shapes suitable for all styles of bodices. The pattern for each of the sleeves represented costs 10 cents. The sizes in which the patterns are cut vary according to the style of the sleeve.



1277



1277

Nos. 1315, 1300, 1299 and 1301 are in 7 sizes from 10 to 16 inches, arm measure; and Nos. 1277, 1317, 1320, and 1294 are in 6 sizes from 10 to 15 inches, arm measure; and the pattern of No. 1276 is in 5 sizes from 10 to 14 inches, arm measure.


Pattern No. 1277 is represented made in full length and in elbow length, lawn being the material chosen in each instance. The full-length sleeve is encircled from the top to the lower edge by rows of insertion, and the pointed lower edge is trimmed with edging. Both the insertion and edging decorate a full ruffle cap that gives breadth at the top. In the elbow length a ruffle trimmed with




1315



1301



1301



1299



1320

sleeve fanciful and gathers collect the fulness at the top. The turn-up cuff closes with link buttons and with a stud below an opening finished in the usual way. The opening is formed by leaving the outside seam open—for the sleeve has two seams.

The mousquetaire sleeve made according to pattern No. 1320, is of figured organdy. Fulness at the top stands out stylishly and the sleeve is wrinkled all the way down. A frill of lace flows becomingly

edging finishes the bottom and the cap is decorated to match. The sleeve is striped lengthwise by frills of edging which give a pretty, rippling effect at every motion of the

arm, and a ribbon bowed at the outside of the arm is arranged just above the ruffle at the bottom.

A charming sleeve for evening gowns may be duplicated by pattern No. 1276. The materials here combined are figured silk and chiffon. The chiffon is used for a ruffle at the lower edge of the sleeve, which ends at the elbow, and for three full ruffles that surround the upper part of the arm, giving a soft fluffiness. The sleeve is in coat shape and the ruffle at the bottom is headed by a ribbon bowed at the outside of the arm.

A short puff sleeve made by pattern No. 1315 is shown made of organdy. The sleeve is finished with a band encircled by ribbon bowed at the outside of the arm. Insertion encircling the puff and running from top to bottom affords unique

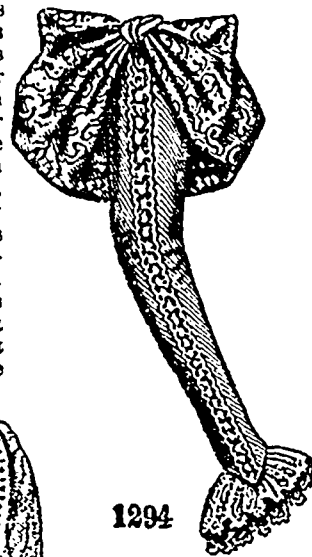
adornment. The pattern also provides for a full-length sleeve.

The shirt-sleeve cut by pattern No. 1301 is of the leg-of-mutton order and has no fulness at the forearm, while gathers collect moderate fulness at the top. The link turn-up cuff has rounding corners and in one instance is of figured cambric. Fancy linen is pictured in the other view of this sleeve.

The shirt-sleeve shaped by pattern No. 1300 is pictured made of white lawn with a linen cuff and also of figured organdy. Tucks on the upper side of the forearm render the

over the hand from beneath a Venetian point. Plaid silk is pictured in the sleeve made by pattern No.

1299. Plaits at the seams and gathers at the upper edge form the upper part of the sleeve in a short puff, and below the arm is clearly outlined. A plaited fan is inserted at the wrist at the outside



1294

of the arm, and a frill of lace headed by gimp trims the lower edge.

The sleeve based upon pattern No. 1294 is made of plain and figured silk.



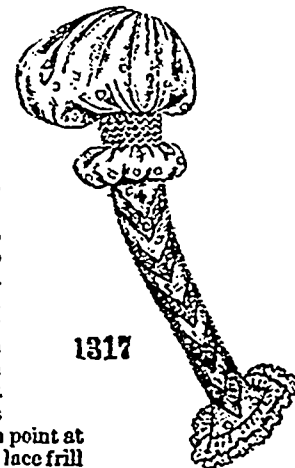
1300



1300

The puff at the top is formed in bournouses and caught up under a knot of the plain silk, and a row of insertion starts from under the knot and terminates in the Venetian point at the wrist. A lace frill falls over the hand.

Two developments of pattern No. 1317 are presented, dotted



1317



1276



1317

Swiss being the material in each instance. In one case the sleeve is made in full-length, and is decorated below the puff with insertion applied in V's. The wrist is shaped in two tabs bordered

with lace edging. The puff is drawn by a group of tuck shirrings, being thus formed in two puffs of unequal size. In the other view the sleeve is shown cut off below the puff, and two frill caps of lace edging stand out over the puff.

Defect  
ment  
ices m  
by the  
ettes,  
fancy  
which  
is laid  
ions.  
are be  
figure  
applic  
bodice  
waist  
wash  
their  
and n

seam  
Two  
patte  
yoke  
deep  
frill  
of the  
bow  
The  
sook  
tion  
frill  
blue  
finis  
W  
of the  
No. 1  
or  
print

and  
suf  
app  
the  
Int  
Poi  
fav