



Massey-Harris

High-Grade

Farm Implements




Massey-Harris Gasoline Engines

Stationary or Portable, 1½ to 20 H.P.

THESE Engines represent the very best type of Gasoline Engine construction. They have been developed to their high state of efficiency by those whose life work has been the designing and building Gasoline Engines.

Their high efficiency, coupled with their economy of operation and durability, combine to make Massey-Harris Engines, without exception, the most reliable and satisfactory on the market to-day.



Massey-Harris GRINDERS

Two Styles--Five Sizes
6½ to 10½-in. Burrs

Scientific Design---Substantial Construction

Patent Quick-Relief Lever


Safety Break Pin

Positive Adjustment for grinding fine or coarse


Improved Device for raising and lowering the Feed Spout

Burrs are especially hard

Perfectly balanced and Bearings are well babbitted, ensuring smooth and easy running



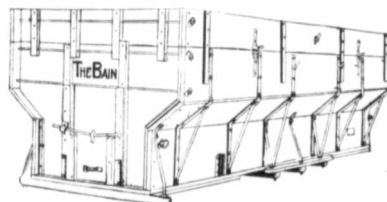
Massey-Harris BINDER



Known all over the world for its reliability under the most difficult harvest conditions.

Don't worry about harvesting your crop—get a Massey-Harris Binder and be safe.

BAIN GRAIN TANK



A careful comparison with any other tank will quickly show the superiority of THE BAIN.

Special circular tells you all about its many superior features.

Massey-Harris SAW RIGS

Stationary or Portable--Five Styles

Strong, Steel Frame, Riveted

Steel Table


Large Cold Rolled Shaft

Long, Well Babbitted, Self-Aligning Bearings

Heavy Fly-Wheel, Carefully Balanced

Effective Brake, operated by the foot

Adjustable Gauge on Table



Steel Guard over Saw

WINNIPEG
REGINA
SASKATOON
YORKTON

Massey-Harris Co., Ltd.

CALGARY
EDMONTON
SWIFT CURRENT