
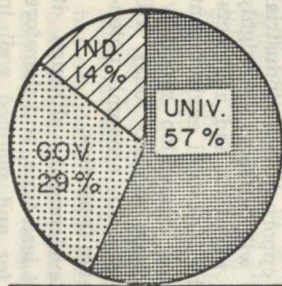


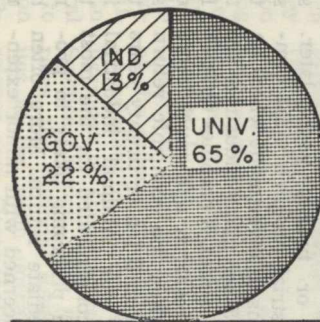
CHART 2
**EMPLOYMENT OF Ph.D.'s
 IN SCIENCE AND ENGINEERING
 CANADA 1959-1973**



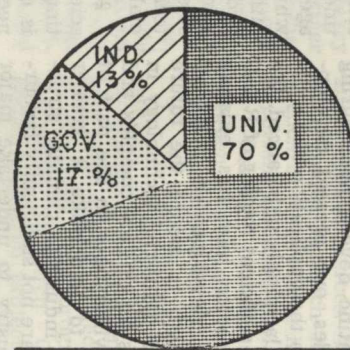
Average 1959-63
 4,300 Ph.D.'s



Average 1964-68
 6,500 Ph.D.'s



1970
 9,100 Ph.D.'s



1973
 11,500 Ph.D.'s