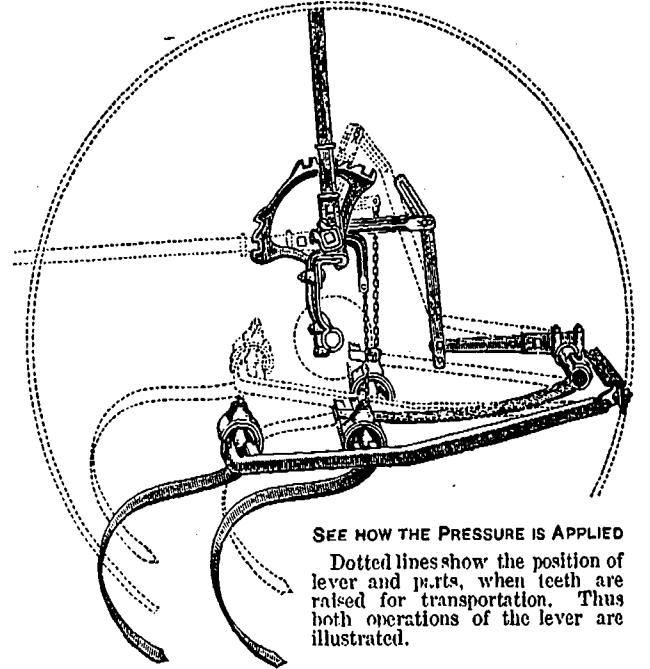


STEEL

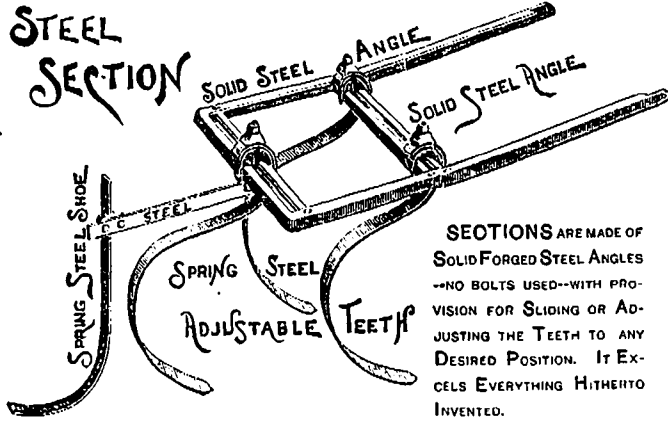
IS ABOUT THE ONLY MATERIAL USED IN A

MASSEY-HARRIS CULTIVATOR

ONE LEVER DOES IT ALL.



SEE HOW THE PRESSURE IS APPLIED
 Dotted lines show the position of lever and parts, when teeth are raised for transportation. Thus both operations of the lever are illustrated.



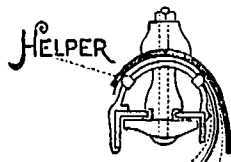
- STEEL TEETH, OIL TEMPERED
- STEEL PRESSURE SPRINGS, OIL TEMPERED.
- STEEL HELPERS, OIL TEMPERED.
- STEEL SHOES, OIL TEMPERED.
- STEEL ANGLE FRAME, SOLID.
- STEEL SECTION FRAMES, SOLID.
- STEEL AXLE.
- STEEL SEAT SPRING.
- STEEL LEVER.
- STEEL CHAINS.
- STEEL ARMS FOR SHOES.
- STEEL PRESSURE SHAFT.

SECTIONS ARE MADE OF SOLID FORGED STEEL ANGLES—NO BOLTS USED—WITH PROVISION FOR SLIDING OR ADJUSTING THE TEETH TO ANY DESIRED POSITION. IT EXCELS EVERYTHING HITHERTO INVENTED.


GREATEST SALES ON RECORD.

IN ONE YEAR from the day the first sample was erected in Melbourne, over 1000 were shipped to Australia. THOUSANDS NOW IN USE THE WORLD OVER.

No Cultivator can be a success without this HELPER.



THE HELPER SAVES THE TEETH (PATENTED) THE TEETH ON A MASSEY-HARRIS CULTIVATOR WILL NOT BREAK.



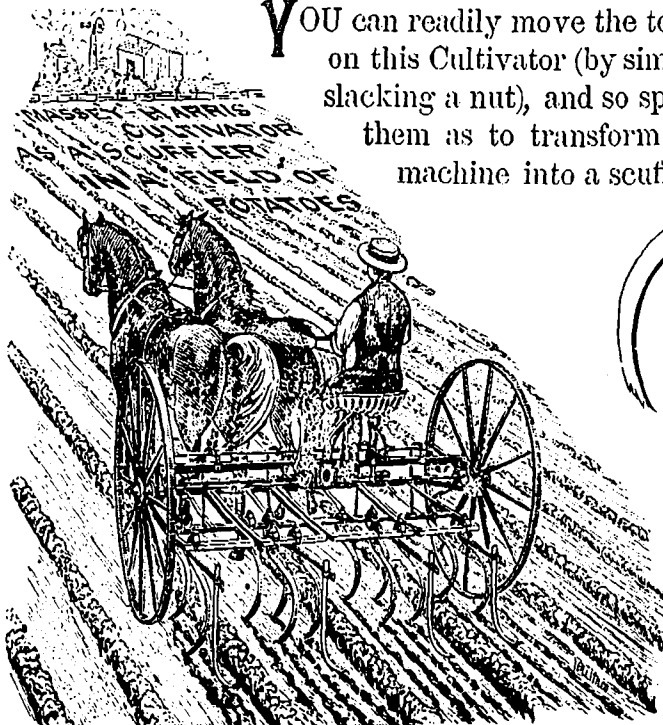
THE MOST WONDERFUL CULTIVATING IMPLEMENT EVER INVENTED.

IT WILL WORK WELL IN ANY LAND.

Solid Angle Steel Frame.

Fully Patented in all Leading Agricultural Countries.

YOU can readily move the teeth on this Cultivator (by simply slacking a nut), and so space them as to transform the machine into a scuffler.




MOVABLE TOOTH SEAT

\$ A FEW \$
DOLLARS \$
EXTRA
 will buy a complete Seed Box, with Distributors and Scattering Tubes, which four bolts will attach to this Cultivator, thus forming a
MASSEY-HARRIS
SECTIONAL SEEDER.

MARVELOUS FLEXIBILITY OF THE SECTIONS

Will do good work on any kind of Land.



Note the great flexibility of the Sections. They act independently, and will work with equal facility on smooth land, fields with very deep furrows, or the roughest surface. No matter about obstructions. The teeth will not break.