

# Trade and Investment

## Growth in Merchandise Trade More than Three Times Stronger in Exports than in Imports

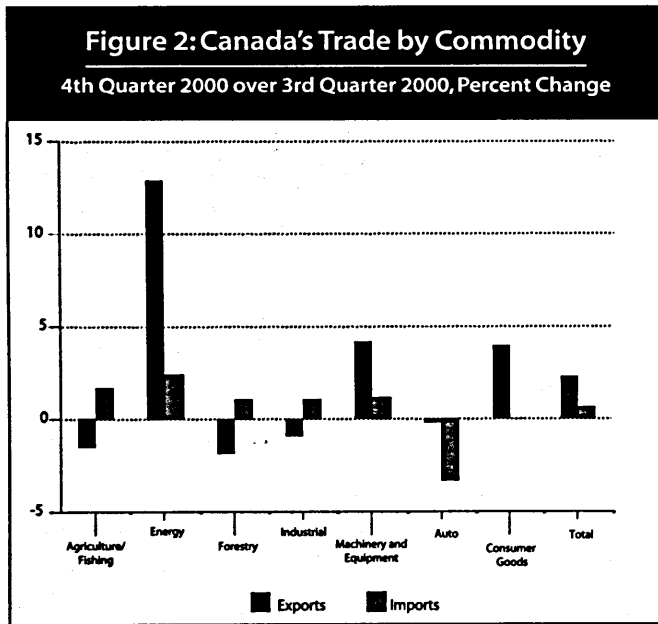
Canada's merchandise exports advanced by 2.3 percent in the fourth quarter of 2000 over the previous quarter to \$108.2 billion, with gains in all major commodities except for agricultural, fishing and

forestry products. The energy and machinery and equipment sectors were largely responsible for the overall increase.

In the same quarter, Canada's merchandise imports were up slightly by 0.6 percent over the previous quarter, to reach \$92.6 billion. Among the commodities, consumer goods generated the highest gain, but energy products, machinery and equipment, industrial goods, and agriculture and fishing products, also edged up. The weakness in automotive imports became more pronounced in the fourth quarter, continuing the downward trend of the previous two quarters.

Canada's exports to the United States rose by \$2.9 billion, and exports to Japan rose by \$174 million in the fourth quarter compared to the previous period. With respect to imports, growth was concentrated in the United States and the European Union (EU).

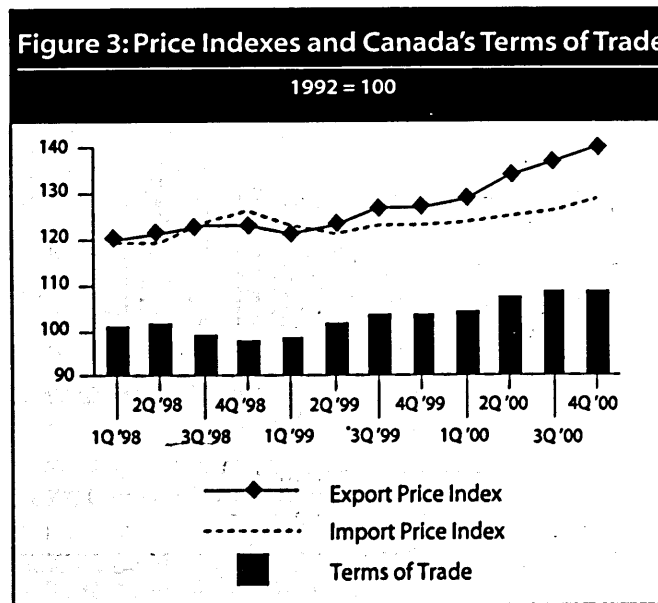
In this quarter, Alberta benefited largely from the surge in energy exports, and Alberta, Ontario and Quebec led the provinces in export growth.



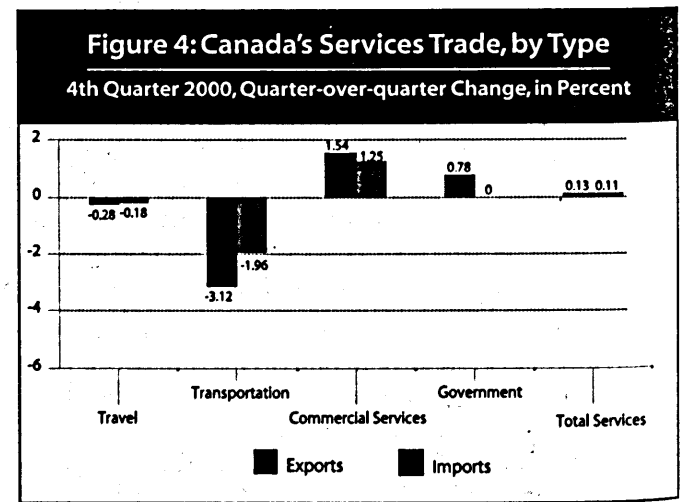
Source: Statistics Canada

## Services Trade Marginally Up

In the fourth quarter, Canada's trade in services posted moderate increases, as exports rose to \$14.1 billion and imports increased to \$15.9 billion. The gains in both exports and imports were generated from commercial services, but were partially offset by the decline in travel and transportation services.



Source: Statistics Canada



Source: Statistics Canada