

The Banning Truss and Brace Co.

New York.

Fig. No. 3, is a comfortable support to the abdomen, but is not so effective as No. 8 in supporting the bowels, spine or chest.



The Improved Body Brace.

Abdominal and Spinal
Shoulder and Lung Brace.

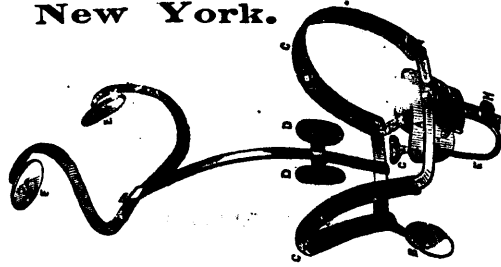
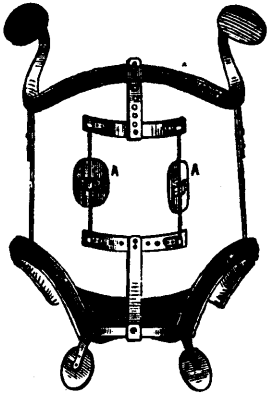


FIG. No. 8, is a general and grate-
ful support to the hips, abdomen,
chest and spine, simultaneously;
and by itself alone, is ordinarily
successful; but when not so, [par-
ticularly in spinal and uterine affec-
tions], the corresponding attach-
ments are required.

Fig. No. 18.

Improved Revolving SPINAL PROP.



Unrivalled for the treatment of
Angular Curvature, gives no pain,
restrains no motion, and makes no
show through the dress.

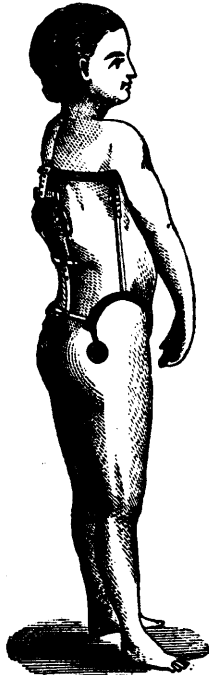
Fig. No. 12.



The above cut represents BANNING'S NON-FRICTION SELF-ADJUSTING BRACE TRUSS, applied for the retention of inguinal, femoral and umbilical hernia. Acts upon the principle of removing visceral weight from hernial openings. Is light, cool and self-adjustable, and is absolutely a Non-Friction Truss.

Fig. No. 19.

SPINAL PROP APPLIED.



How to measure for any of these appliances.
1st Around the body, two inches below the tips of hip bones.
2d Around the chest, close under the arms.

3d From each armpit to corresponding tip of hip bone.
4th Height of person. All measures to be in inches.
Measure over the linen, drawing tape measure moderately tight.

Banning Truss & Brace Co's. SYSTEM

MECHANICAL SUPPORT

Has the unqualified endorsement of over five thousand of the leading medical men of this country and Europe, and has been adopted by them in their practice.

PRACTITIONERS

Report to the Medical Journals and to us that cases of

SPINAL DEFORMITIES

AND UTERINE DISPLACEMENT

which have gone through the whole catalogue of other Spinal Props, Corsets, Abdominal Supporters and Pessaries,

YIELD READILY
TO

Our System of Support.

BANNING TRUSS AND BRACE CO., 704 Broadway, above 4th St.

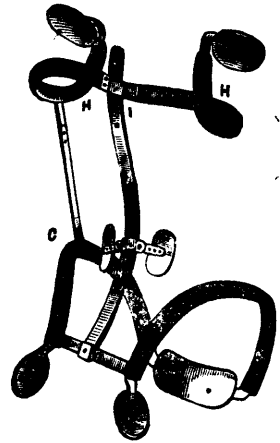
No other office or Address.

Send for Descriptive Pamphlet.

N. B.—The numbers of the above Figures refer to Pamphlet Nos., NOT to Descriptive List Nos.

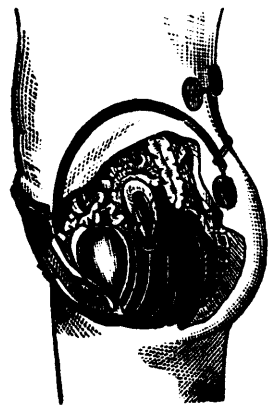
Fig. No. 14.

Improved Centripetal SPINAL LEVER,



For lateral curvature of the spine. The general action is to reverse the body's weight, and so deprive gravity of its depressing force.

Fig. No. 7.



The above cut represents THE IMPROVED ABDOMINAL SUPPORTER, removing visceral weight, and correcting the trunical bearings, while its attachment, BANNING'S IMPROVED BIFURCATED UTERINE ELEVATOR, in supporting the vaginal cul de sac on each side, thus, while elongating the vagina, restoring the diseased or overtaxed uterus [without touching it] to its normal position.