



# Get Ready for Harvest



SIDE DELIVERY  
RAKE

CHAMPION  
HAY LOADER



# FROST AND WOOD

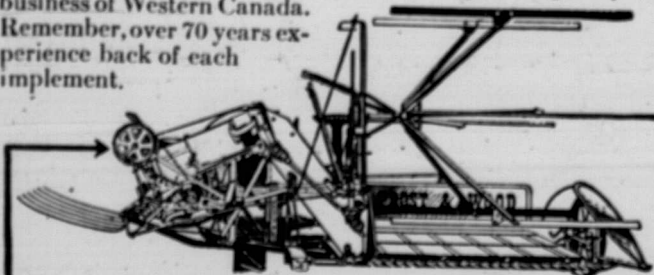
Champion  
Hay Loader

## and Side Delivery Rakes

**The Rake** The top illustration shows our Side Delivery Rake which is chiefly used with our "Champion" Hay Loader. The Rake makes windrows best suited to the proper working of a loader. The operator simply drives round the field—he doesn't have to give any attention to the working of the machine—the action of the three sets of teeth leaves the hay in the best possible condition for curing—loose and bulky. Light or heavy crops are all the same to this Rake—it is built for hard work. The Castor Wheels at the rear ensure perfect work under all conditions. This machine is made of the finest quality of materials, is well braced and strongly built.

**The Loader** The "Champion" can load at the rate of two tons in ten minutes—think that over for a few minutes. It has six tooth bars each containing twelve properly shaped malleable teeth. The Apron consists of the finest quality of straight grained slats, tough rope and steel chain. The "Champion" is provided with heavy wind slats to prevent high winds from blowing the hay off the carriers when the machine is in operation. You can't realize the time, labor and money saving qualities of these two machines until you have actually tried them in the field. Write for our fine illustrated Catalogue—it gives you a full list of harvesting machinery which is absorbing the whole business of Western Canada.



Remember, over 70 years experience back of each implement.



FROST and WOOD BINDERS


This binder is positively in a class of its own—far ahead of any other machine on the market. We haven't room to detail all its many excellent merits here, but we do want you to consider one important feature—our Eccentric Sprocket-Wheel.

Notice that there are **three long** spokes and three short ones—based on the old leverage idea, the longer the bar, the greater the power. When the grain is being compressed and tied, the packer arms require all the power they can get to make nice tight sheaves and the chain which drives the Eccentric Sprocket is then pulling over the long arms of the wheel, exerting a steady powerful draw. After the bundles are compressed and tied the chain has reached the short arms of the Eccentric Sprocket and must therefore travel faster, thus the bundles are discharged quickly and everything is ready again for another bundle to be compressed, tied and discharged. In short, the long arms develop **power**, the short arms **speed**. But get our Catalogue and go into the whole details carefully yourself.



FROST and WOOD No. 8 MOWER

Here's another case where space prevents us giving all the good points, so we urge you to write for our Catalogue if you are thinking of buying a reliable Mower. Ours are built in various sizes from 3 ft. 6 in. cut to a 7 ft. cut. You will notice that the small gear wheel is inside the large one on what is called the **Internal Gear** principle. Both these wheels travel in the same direction. Now, on most Mowers the gears are arranged exactly opposite, the small gear wheel being on the outside. This is a decidedly bad feature, because the wheels work one **against** the other, causing a great amount of friction, wearing down the cogs and eventually a loose connection. You can easily prove the superiority of the Internal Gear principle for as soon as you drop the bar and start the team the knives begin cutting. There is no lost motion, no jerks, no backing up—the action is immediate. Our Mower is liberally supplied with Roller Bearings—ensuring long life and light draft. It is made of first-class materials and put together by expert workmen. Let us send you the whole story to read at home—free.



Write to our Sole Agents in Western Canada.

# COCKSHUTT

FLOW  
COMPANY  
LIMITED

# WINNIPEG

BRANDON

REGINA

SASKATOON

CALGARY

EDMONTON