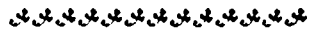


DUNBAR'S  
CLAPBOARD  
MACHINE

ALEX. DUNBAR & SONS  
Woodstock, N. B.

Manufacturers of . . . . .



Saw-Mill Machinery


OF ALL KINDS

Including ROTARY SAW MILLS (3 sizes), CLAPBOARD SAWING MACHINES, CLAPBOARD PLANING AND FINISHING MACHINERY, SHINGLE MACHINES, STEAM ENGINES, Etc.

WRITE FOR FURTHER PARTICULARS

ALEX. DUNBAR & SONS - Woodstock, N. B.

NEW PORTABLE SAW MILLS




*Traction and Plain Engines  
of different sizes*

*Threshers, Clover Hullers,  
Horse Powers and Road-  
Making Machinery.*

MANUFACTURED  
... BY ... SAWYER & MASSEY CO., LTD. - HAMILTON, ONTARIO, CANADA

SEND FOR CATALOGUE

XXX SHINGLE BOLTER OR SPLITTER



**H**AVING had numerous enquiries for a First-Class, Self-Contained Bolter or Splitter, I have designed the accompanying illustrated machine expressly to fill that want, and guarantee it to be the best machine for the purpose in the market.

The frame is made of heavy timber, and bolted through and through; it occupies a floor space of 8 ft. long by 5 ft. wide.

Saw arbor is of 3 inch steel with solid forged collars 7 inches diameter. The driving pulley (unless otherwise ordered) is 14 inches diameter, 13 inches face.

The solid webbed balance wheel, shown in cut, is 48 inches diameter, weighs 1050 lbs., and with the pulley is turned true and accurately balanced.

As the boxes are in a solid cast iron yoke they can never get out of line. The bearings are full size of diameter of saw arbor, 12 inches long, and lined with finest quality of anti-friction metal.

The carriage is very strong and easily handled; the top is of steel boiler plate and is strengthened at the end of slot or centre of carriage by a heavy casting which carries a pivot and foot lever, used for the purpose of raising a heavy block and thus making it easier to turn. The carriage wheels are 8 inches diameter, with steel shafts running in self-oiling babbitted boxes. The carriage is operated by a hand lever, the front end of which is counter-balanced by an iron weight attached to back end of lever.

In operating this machine it is not necessary to "dog" the block on the carriage; that would be a waste of time. If the saw is in proper shape a piece of two inch plank can be stood on end on the carriage and split with the saw without "dogging" or holding it in any way.

Timber when split with an axe will invariably follow the grain of the wood, but when split with a saw it is of course perfectly straight, no matter how winding the timber may be, and the first cut then is a perfect shingle. On this account alone a splitter will not only save from 10 to 25 per cent. of the timber, but will add about 5,000 shingles to each day's cut.

Make more shingles in a day and more from the same quantity of timber, and you will save more money.

These machines made either Right or Left Hand; in ordering state which is required. The accompanying cut represents a Right Hand Machine. Speed of saw 700 revolutions per minute. Price, complete with 50 inch saw and heavy balance wheel as shown in cut, \$225.00, F. O. B. here. Or to parties who prefer to build their own wooden frame, I would furnish the iron work complete with any desired size of pulley and balance wheel at corresponding prices.

MANUFACTURED UNDER F. J. DRAKE'S PATENT BY

CANADIAN LOCOMOTIVE & ENGINE CO.  
LIMITED  
KINGSTON - ONTARIO