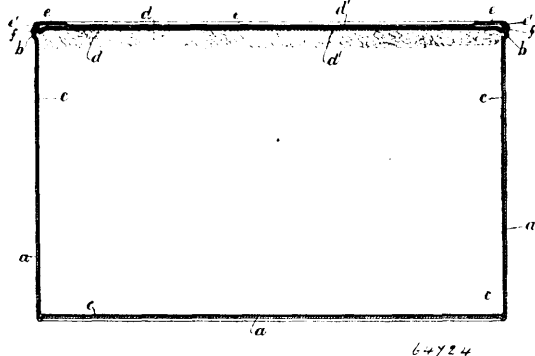
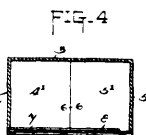
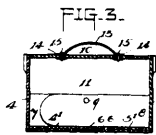
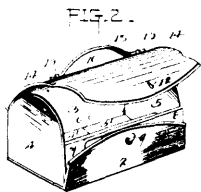
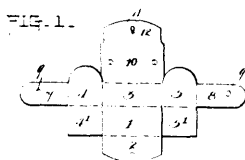


lining or surface of enamel *c*, fired onto and integral with the metal, an enamelled disc *d*, placed above the goods in the can body, and



substantially of the full internal diameter of the can, and filling the mouth thereof, and a metal cover *c*, fitting over the mouth of the body *a*, and soldered thereto, for the purpose described. 2nd. In a metal can or package for food stuffs, comprising a body, *a*, and a cover *c*, fitting over the mouth thereof, a metal disc *d*, externally coated with enamel all over, and placed above the goods in the can, and substantially of the full diameter of the can, as an for the purposes set forth.

**No. 64,725. Lunch Box and Fastener.**  
(Boîte à lunch et attache.)



14725

Josephine M. Unser and Arthur J. Towne, both of New York City, New York, U.S.A., 3rd November, 1899; 6 years. (Filed 26th April, 1899.)

*Claim.*—1st. As a new article of manufacture, a stamped blank for boxes made of a single piece of material, comprising the bottom section 1, the front 2, and the back 3 formed integral to the top 10 and arched ends 4 and 5, the end extensions 4' and 5', and the overlapping straps 7 8 formed integral with the said ends 4 and 5, the said straps 7-8 and the front section 2 provided with and held together by a fastener comprising a plate having a tubular extension provided with slots to form spring arms having humps, a washer slips over said arms to a point at the rear of said humps, a bolt extending through said tubular extension, and preventing the compression of said arms and thereby the accidental displacement of said washer, said bolt having an angular arm and means for preventing the withdrawal of the bolt from said tubular extension, the said fastener to fit into orifice 12 of top 10 in order to fasten the said top over section 2, thus closing the box, substantially as described. 2nd. As a new article of manufacture, a paper or analogous box formed of a single piece of material, and having its end walls formed with the bottom extensions 4' and 5', the parallel edges 6-6 of which are arranged to abut across the bottom, and the straps 7-8 which are arranged to overlap on the inside of the front 2 the said straps 7-8 and the front section two provided with, and held together by a fastener, comprising a plate having a tubular extension provided with slots to form spring arms having humps, a washer slipped over said arms to a point at the rear of said humps,

a bolt extending through said tubular extension, and preventing the compression of said arms, and thereby the accidental displacement of said washer, said bolt having an angular arm and means for preventing the withdrawal of the bolt from said tubular extension, the said fastener to fit into orifice 12 of top 10 in order to fasten the top over section 2, thus closing the box, substantially as described.

**No. 64,726. Stripping Box.** (Boîte à dépouillement partiel.)

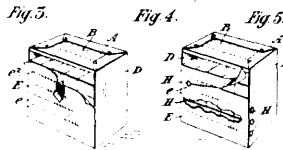
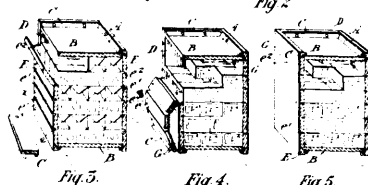
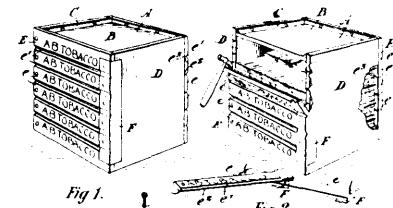
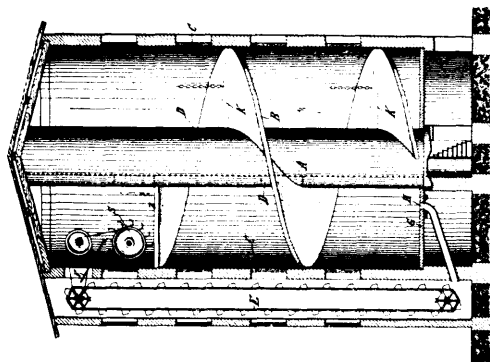


Fig. 6. Fig. 7. 14726

William Braybrooke Bayley, Toronto, Ontario, Canada, 3rd November, 1899; 6 years. (Filed 7th March, 1899.)

*Claim.*—1st. A box having an integral face adapted to be opened in sections, as and for the purpose specified. 2nd. A box having an integral face comprising sections separated by lines of cleavage or pliability, as and for the purpose specified. 3rd. The combination in a box, of an integral face comprising sections separated by lines of cleavage or pliability, with means for attaching the several sections individually to the sides, as and for the purpose specified. 4th. A box having an integral face divided into sections by a plurality of grooves forming lines of weakness between said sections, as and for the purpose specified. 5th. The combination in a box, of an integral face divided into sections by a plurality of grooves, forming lines of weakness between said sections with means for attaching the several sections individually to the sides, as and for the purpose specified. 6th. A box having an integral face comprising a plurality of sections joined by pliable material, as and for the purpose specified. 7th. A box having external lines marking the planes dividing specific portions of the contents, as and for the purpose specified. 8th. A box having external lines marking the planes dividing specific portions of the contents, and identification marks upon the several sections so divided, as and for the purpose specified. 9th. A box divided into sections by a plurality of encircling lines of cleavage, as and for the purpose specified.

**No. 64,727. Grain Silos.** (Silos à grain.)



Peter Höft, Gudeland, Neumünster, Prussia, Germany, 3rd November, 1899; 6 years. (Filed 20th May, 1899.)

*Claim.*—1st. The combination of the various constituting a complete grain silo, all arranged and adapted for use substantially as herein described and illustrated in the accompanying drawing.