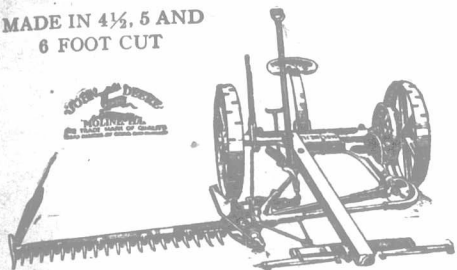


JOHN DEERE FARM IMPLEMENTS

John Deere reputation has been built up through the policy of putting high-class material, honest workmanship and improved design into John Deere Implements. The idea of making out of every purchaser a satisfied customer has paid. John Deere Implements have a reputation all over the world for honest value and high-grade service. When you buy a John Deere Implement you may be assured you are getting that which you want above everything else—SATISFACTION.

CUT YOUR HAY CLEAN WITH A DAIN VERTICAL LIFT MOWER

MADE IN 4½, 5 AND 6 FOOT CUT



IT CUTS THE HAY

Has the power to do high-grade work—and does it. Practically every bit of horse-power is transmitted from ground wheels to knife without waste from friction. Keen cutting obtained by the use of compensating gears, which are arranged in pairs, each pair keeping the other in mesh so that no power is lost in transmission.

A BOY CAN OPERATE IT

The vertical lift enables the machine to be operated easily. Steel lever with spade-handle grip conveniently located. Large lifting spring with coils of liberal size, combining strength and flexibility. Convenient foot lever gives best service with least difficulty.

LIGHT DRAFT

Has adjustable hitch—power of team is applied to the drag bar by draft links. Almost entire weight of cutter bar supported by main axle by means of a large spring, eliminating ground friction.

GREAT DURABILITY

One-piece frame—solid iron. Hard-pressed bearings. Especially shaped and tempered knife sections. Long pitman shaft does away with vibration.


THE SPEIGHT WAGON

Careful attention is given to the construction of the Speight Wagon. Only well seasoned, carefully selected materials are used.

Hubs are barrel-shaped—that is, instead of being trimmed down as on other wagons, they are of large diameter. This eliminates pores for moisture to work in and rot the hub. Hubs are well ironed and boxed in accurately set. Wide spokes add to the strength of the wheels and give a greater bearing. This prevents spokes from sinking into the felloes.

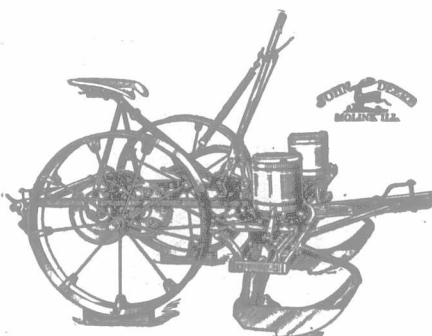
Barrel-shaped hub permits using larger boxing, which increases the diameter of the bearing surface. This makes the wagon pull with minimum draft. Deep oak rims, slightly oval, keep wheels from loading up when used on muddy roads.

CLIPPED GEARS AND DUST-PROOF SKEINS. The Speight front gear is equipped with angle steel hounds. Well re-inforced rear axle and bolster are held together with clips. No bolt holes to weaken the axle or bolster. Sand and dust-proof skeins keep dirt out of the bearings and reduce draft and wear.



YOUR JOHN DEERE DEALER WILL BE PLEASED TO SHOW YOU THESE IMPLEMENTS.

JOHN DEERE No. 999 CORN PLANTER



Good seed is not the only requisite of a good stand. Accuracy in your corn planter is also necessary. The more accurate your corn planter, the larger will be the yield at harvest. A planter that is not accurate is not a good planter—you can't afford to use it. In getting a corn planter insist on accuracy.

SOMETHING ABOUT THE ACCURACY OF THE JOHN DEERE No. 999 CORN PLANTER

The "oblique-selection" drop used on the No. 999 Planter is accurate because the seed plate has a sloping wall which terminates in the cells.

The seeds lie in the bottom of the hopper in exactly the right position to enter rapidly and fill the cells.

Corn does not bridge. Cells are so shaped that seeds are easily carried along to the cut-off.

THE REAL VARIABLE DROP PLANTER

You can plant two, three, four, five or six kernels per hill as desired, by shifting foot lever. Drilling distances are easily varied as well.

A JOHN DEERE No. 999 CORN PLANTER WILL HELP YOU RAISE A BIGGER CROP

the machine or correct mistakes. Does rapid work.


Disc covers are large and can be adjusted to any desired width or angle so as to cover the seed shallow or throw up a high ridge. These covers work well on uneven land and dead furrows, up or down hill. Feed is simple and easily adjusted to insure steady flow of seed from hopper to magazine. Both feed and cover tension regulate the seat. No removal of bolts—simply turn a thumb screw. Fertilizer attachment can be furnished. Deposits the fertilizer where it will do the most good and will not injure the seed.

THE SPEIGHT WAGON IS KNOWN IN CANADA

We have also a special gear, made with either 2½ or 3-inch tires. Hard wood is used throughout in the construction of this gear. Has hard wood hubs, spokes and felloes. A farm gear that will give satisfaction.

R&V "TRIUMPH" GASOLENE ENGINE

MADE IN 1, 2, 4, 6, 8, 10 AND 12 HORSE POWER



The R&V Gasoline Engine is absolutely safe to operate in or around the house or barn. It gives the most service with the least attention.

THE EXTRA RING

There is an extra ring on the R&V "Triumph," which prevents scoring and ruining of cylinder. You will not find this feature on cheap engines.

Neat, compact, smooth running, easy to start and safe are some of the characteristics of this engine that make it pleasure to own.

The engine that lasts the longest, uses the least fuel, always develops rated horse-power and runs smoothly with least trouble, is the cheapest in the long run. The "Triumph" is just such an engine.

OTHER R&V "TRIUMPH" HIGH-GRADE FEATURES

Cylinder detachable, making it easy and cheap to replace if ever necessary. Die-cast babbit bearings with brass liners for taking up wear. Improved double fly-ball governor, which permits close speed regulation. Speed can be varied 30 per cent without stopping engine.

Hopper cooled. Does not require tank, pipe or fittings used on engines with other style of cooling system.

Write us for free attractive booklet—"Letting Gasoline Do It"—which shows how a Gasoline engine saves you money.

ASPINWALL No. 3 POTATO PLANTER

A planter that marks the row, opens the furrow and drops and covers the seed, either shallow or deep, as may be desired, all in one operation.

The Aspinwall Planter is entirely automatic. No extra man required to operate

THE ASPINWALL No. 3 DOES RAPID WORK AND DOES IT WELL.

Disc covers are large and can be adjusted to any desired width or angle so as to cover the seed shallow or throw up a high ridge. These covers work well on uneven land and dead furrows, up or down hill. Feed is simple and easily adjusted to insure steady flow of seed from hopper to magazine. Both feed and cover tension regulate the seat. No removal of bolts—simply turn a thumb screw. Fertilizer attachment can be furnished. Deposits the fertilizer where it will do the most good and will not injure the seed.


Wheels extra, 75c. each. Skimmers extra, 75c. each.

WE'LL BE PLEASED TO SEND YOU ANY INFORMATION ABOUT THESE MACHINES IF YOU WILL WRITE US.

John Deere Plow Co., of Welland, Limited
77-79 JARVIS STREET - - - TORONTO, ONTARIO

MAKE MONEY SAWING LUMBER

There's thousands of feet of high priced lumber over there in the wood-lot, waiting for you to get an "American" Portable Saw Mill, belt it up to your farm engine, and get busy in a profitable lumbering business. There's an "American" of just the size you want—and it's so simple, durable and easy running that you can manage it yourself, turning out the best lumber at the least cost. No skill or experience is needed. We give you full instructions for making lumber which you can use yourself or sell in the local market. If you have no timber, there's lots around you. Lumber is high and going higher. Trees bring the biggest money when sawed into lumber. Begin now to harvest your wood lot. Write for our Farm Catalog and Booklet No. 32 on farm lumbering.



AMERICAN SAW MILL MACHINERY CO.
113 Hope Street, Hackettstown, N. J.
1387 Terminal Building, New York
Chicago Savannah New Orleans Seattle

Canadian National Horse Show

Toronto Armouries

APRIL 28th to MAY 2nd, 1914


Prize List now ready.

Entries close April 18. Address:

ALEXANDER MILN, 701 Traders Bank Building, TORONTO, ONT.
REDUCED RAILWAY RATES

100 Standard Walking Plows

Suitable for all soils in Eastern Canada and British Columbia. No. 23, No. 30, No. 21, No. 8, No. 7, No. 5, No. 4, No. 2. The famous "Reese Centre" line to be sold at factory prices.



\$10 each

Send immediately if you are to be a lucky one. Your money back if not entirely satisfactory. State kind of soil your farm is, so that we may fill the order to suit the land.

Wheels extra, 75c. each. Skimmers extra, 75c. each.
Erie Iron Works, Limited, St. Thomas, Ont.



Head Office: TORONTO

Excelsior Life Insurance Company

ASSETS - \$ 3,500,000.00
INSURANCE IN FORCE \$19,500,000.00

To liquidate that mortgage—to provide for old age—apply to-day for an Endowment Policy.
EXCELSIOR CONTRACTS ARE UP-TO-DATE. DESIRABLE VACANCIES FOR AGENTS.