


# MICROCOPY RESOLUTION TEST CHART

(ANSI and ISO TEST CHART No. 2)



1.45

1.50

1.56

1.63

1.71

1.80

1.88

1.96

2.05

2.8

3.2

3.6




4.0

2.5

2.2

2.0

1.8



**APPLIED IMAGE Inc**

1653 East Main Street  
Rochester, New York 14609 USA  
(716) 482 - 0300 - Phone  
(716) 288 - 5989 - Fax