

# MICROCOPY RESOLUTION TEST CHART

(ANSI and ISO TEST CHART No. 2)



4.5

2.8

2.5

5.0

3.2

2.2

5.6

6.3

3.6

7.1

8.0

4.0




2.0

9.0

10.0

11.2

12.5



**APPLIED IMAGE Inc**

1653 East Main Street  
Rochester, New York 14609 USA  
(716) 482 - 0300 - Phone  
(716) 288 - 5989 - Fax