

MICROCOPY RESOLUTION TEST CHART

(ANSI and ISO TEST CHART No. 2)




45



50



56



63




71



80



90



100




112




125




150



180



224



288



APPLIED IMAGE Inc

1653 East Main Street
Rochester, New York 14609 USA
(716) 482-0300 Phone
(716) 484-5989 Fax