

# Slow Pay

And Bad Accounts  
are specialties with-  
our collecting depart-  
ment.

Don't write anything  
off until we see what  
we can do with it.

R. G. DUN & CO.,  
Toronto and Principal Cities  
of Dominion

GEO. H.  
CUTTRISS,  
ENGRAVER,  
COPP'S BLOCK,  
HAMILTON,  
ONT.


Engraving for . . .

CATALOGUES  
CIRCULARS  
POSTERS  
and  
GENERAL  
ADVERTISING

Any one is free to write for a  
copy of our booklet "Some  
Thoughts on Advertising,"  
said by many to be the most  
readable little book of its kind.  
MONETARY TIMES, Toronto.


TORONTO  
ENGRAVING  
CO 92 BAY ST

HIGH GRADE  
ILLUSTRATING  
AND  
ENGRAVING



J. J. TAYLOR  
Toronto Safe Works

ESTABLISHED 1855  
**TAYLOR'S**  
COMPLETE TONGUE & GROOVE  
**SAFES**  
45  
47 FRONT STREET TORONTO.  
WE HAVE THE LATEST PATENT



FAC-SIMILE OF  
WHITE LABEL ALE

The Dominion Brewery Co.

LIMITED

**BREWERS AND MALTSTERS  
TORONTO**

MANUFACTURERS OF THE

Celebrated **White  
Label Ale**

Ask for it and see that our Brand is on every cork.  
Our Ales and Porters have been exam-  
ined by the best analysts, and they have  
declared them Pure and Free from any Deleterious Ingredients.

WM. ROSS, Manager

**RODGERS'**


REGISTERED TRADE MARK

**CUTLERY**




None Genuine without


this Exact Mark



ROAD MACHINERY  
ROLLERS, ROCK CRUSHERS  
GRADERS & DUMP-CARTS.




TRACTION DOUBLE CYLINDER ENGINES



FIRE APPLIANCES

1844  
1901



PULP  
MACHINERY

SUCCESS  
GRINDERS

WET MACHINES SCREENS ETC

BAND AND CIRCULAR  
SAW FILES EXPORTED  
LARGELY




NEW FACTORY  
BUILT IN 1895 SINCE THEN THE FOLLOWING EXTENSIONS HAVE BEEN MADE  
MACHINE SHOP LENGTHENED 140 FT NOW 440 x 120  
WELD SHOP 100 FT NOW 220 x 80  
BUILDING SHOP 100 FT NOW 100 x 40  
BLACK SMITH SHOP 40 FT NOW 100 x 40  
IN EQUIPMENT.

UNBREAKABLE ROLLED STEEL CARRIAGES  
SUITABLE FOR ALL  
SIZES OF LOGS.



OUR LONG EXPERIENCE IN EXPORTING  
MACHINERY IS A GUARANTEE THAT  
SHIPMENTS WILL PROPERLY FILL  
REQUIREMENTS AND ARRIVE IN  
PERFECT CONDITION  
PLANS FURNISHED AND SKILLED  
MECHANICS PROCURED AT MODERATE  
WAGES TO ERECT AND RUN OUR MACHINERY  
FULL LINE OF WOODWORKING MACHINERY



SPECIALLY ADAPTED FOR DIRECT ELECTRIC WORK  
MARINE ENGINES & BOILERS



15 AND 30 x 20 FORE AND AFT COMPOUND  
MARINE ENGINE WITH STEAM REVERSE

**WATEROUS ENGINE WORKS COMPANY**

Brantford  
Canada