

The Canadian Patent Office

RECORD





Vol. XXIV.—No. 8.

AUGUST 31st, 1896.

{ Price free by post in Canada and the United States, \$2.00.
SINGLE NUMBERS, - - - 20 Cts.

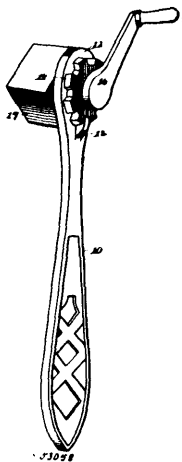
NOTICE.

All solicitors, agents or attorneys who, in circulars or advertisements, or otherwise, refer to the Commissioner or Deputy Commissioner of Patents, or to any other official of the Patent Office, for evidence of their professional standing, do so without authority.

INVENTIONS PATENTED.

NOTE.—Patents are granted for 18 years. The term of years for which the fee has been paid, is given after the date of the patent.

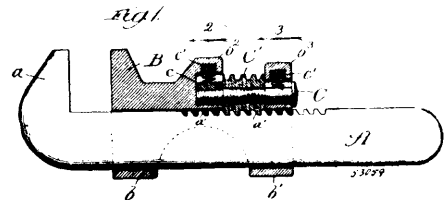
No. 53,058. Wrench. (Clé à écrou.)



Joseph Shafer, San Bernardino, California, U.S.A., 1st August, 1896; 6 years. (Filed 10th June, 1896.)

Claim.—1st. The combination of a handle having a longitudinally slotted head and a projection adjacent thereto, a bolt extending through said slot and capable of sliding and turning therein, a casing made in the shape of an open polygonal box whereby it is adapted to engage a nut, said casing being secured to the bolt on one side of the handle, a locking wheel secured to the bolt on the opposite side of the handle and adapted to engage the lug thereon, and means for turning the casing and the wheel, substantially as described. 2nd. The combination of a handle provided with a longitudinally slotted head, and a projection adjacent thereto, an angular bolt extending through said slot and capable of turning and sliding therein, a casing secured to one end of the bolt exteriorly of said handle and provided with a polygonal recess adapted to engage a nut, a locking wheel likewise secured to the said angular bolt but on the opposite side of the handle and adapted to engage the projection of the handle, and a crank secured to the bolt exteriorly of the said locking wheel, substantially as described.

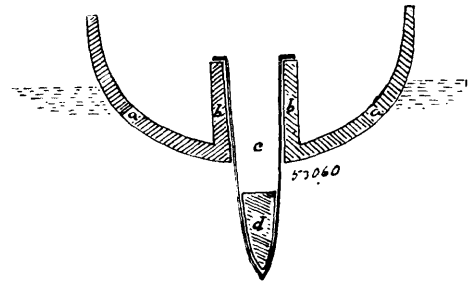
No. 53,059. Wrench. (Clé à écrou.)



Frank Stewart Smith, Chicago, Illinois, U.S.A., 1st August, 1896; 6 years. (Filed 11th June, 1896.)

Claim.—In a screw wrench, the combination of a body portion provided with teeth and a rigid jaw, a second jaw slidingly mounted thereon, a worm shaft having one end secured in a movable block and mounted in elongated openings in the sliding jaw so that it is held against longitudinal movement but is permitted to move laterally, an adjusting worm rotatably mounted on the worm shaft, and helically coiled springs for normally holding the worm in engagement with the teeth on the body portion, substantially as described.

No. 53,060. Sailing Vessel. (Vaisseau à voile.)



Ronald Gillis, Sydney, Nova Scotia, Canada 1st August, 1896; 6 years. (Filed 11th June, 1896.)

Claim.—1st. The herein described filter attachment for down spouts, comprising an outer case or receptacle into which the down spout discharges, an inner filter box E removably supported in said receptacle, and having a perforated bottom, and a catch brim removably fitted to the open upper end of said filter box, and having a depending open frame and a catch sack supported by said frame of the upper portion of said box, substantially as specified. 2nd. The herein described filter attachment for down spout to cisterns, said attachment comprising the outer case or receptacle A, into which the down spout opens, and from which the water is discharged into the cistern, said box having a hinged cover and supporting straps, an inner filter box E, removably supported in said receptacle and having feet which hold it away from the bottom thereof, said box

No. 53,061. Down Spout Filter. (Filtre.)

Jacob S. Baughman, Burlington, Iowa, U.S.A., 1st August, 1896; 6 years. (Filed 11th June, 1896.)

Claim.—1st. The herein described filter attachment for down spouts, comprising an outer case or receptacle into which the down spout discharges, an inner filter box E removably supported in said receptacle, and having a perforated bottom, and a catch brim removably fitted to the open upper end of said filter box, and having a depending open frame and a catch sack supported by said frame of the upper portion of said box, substantially as specified. 2nd. The herein described filter attachment for down spout to cisterns, said attachment comprising the outer case or receptacle A, into which the down spout opens, and from which the water is discharged into the cistern, said box having a hinged cover and supporting straps, an inner filter box E, removably supported in said receptacle and having feet which hold it away from the bottom thereof, said box