

# The Canadian Patent Office

## RECORD





Vol. XXIV.—No. 10.

OCTOBER 31st, 1896.

Price free by post in Canada and the United States, \$2.00.  
SINGLE NUMBERS, - - - 20 Cts.

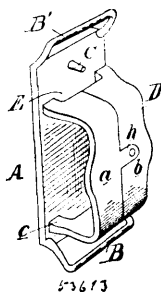
### NOTICE.

All solicitors, agents or attorneys who, in circulars or advertisements, or otherwise, refer to the Commissioner or Deputy Commissioner of Patents, or to any other official of the Patent Office, for evidence of their professional standing, do so without authority.

### INVENTIONS PATENTED.

NOTE.—Patents are granted for 18 years. The term of years for which the fee has been paid, is given after the date of the patent.

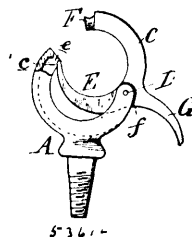
#### No. 53,613. Harness. (Harnais.)



Henry E. Detzer, Fraser, Michigan, U.S.A., 1st October, 1896; 6 years. (Filed 8th September, 1896.)

*Claim.*—1st. In a harness, the combination with the girth, of the plate, an arch through which the girth is adapted to pass, eyes or loops on the plate, and a pin beside one of the end loops and without the arch, substantially as described. 2nd. In a harness, the combination with a girth, of a plate, an arch through which the girth is adapted to pass provided with apertures, eyes or loops raised above the plane of the plate in line with said apertures, a pin opposite one of the end loops, the martingale passing through the forward eye and engaging with the pin and the back straps connected to the rear eye, substantially as described. 3rd. In a harness, a metallic connection of the kind described comprising the plate A, raised eyes or loops B B' at the ends thereof, the pin C opposite one loop, the arched frame D having apertures E at each end and formed of the sections a b connected together and to the plate, for the purpose described. 4th. A metallic connection of the kind described, comprising the plate A, the recessed eyes or loops B B' at the ends thereof, the pin C, the arch having at its outer corners the hooks d adapted to engage in apertures in corners of the plates and the overlapping connecting plate h, the parts being arranged substantially as and for the purpose described. 5th. A metallic connection for harness comprising a base plate, eyes or loops at two ends thereof, a pin on the base plate adjacent to one of said loops, and an arch through which a strap is adapted to pass on the base plate, having apertures in its legs in line with said loops, substantially as described.

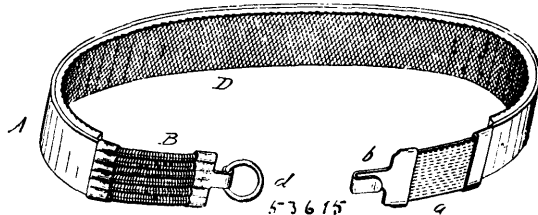
#### No. 53,614. Check-rein Hook. (Crochet de rênes.)



Joseph R. Gump, Milan, Michigan, U.S.A., 1st October, 1896; 6 years. (Filed 8th September, 1896.)

*Claim.*—A check-rein hook, comprising the base, the U-shaped hook thereon, having its front arm higher than the rear arm, a correspondingly-shaped frame centrally pivoted on the rear arm, a groove in the inner face of the hook in which the end of one arm engages, and a spring-tongue on the hook at the upper end of the forward arm, a locking-lug on the upper end of the frame and a finger-piece on the frame for actuating the same.

#### No. 53,615. Garter. (Jarretière.)



Bernhard Dreyfus, New York, State of New York, U.S.A., 1st October, 1896; 6 years. (Filed 8th September, 1896.)

*Claim.*—1st. A garter, having its inner surface composed of soft vulcanized rubber having numerous protuberances on its inner surface, in the manner as a coarse file, substantially as herein set forth. 2nd. In a garter, the combination with a body piece, of elastic end pieces and fastening device attached thereto, and a soft rubber lining on such body piece, which lining is provided on its exposed surface throughout, with small protuberances, substantially as herein set forth.

#### No. 53,616. Driving Mechanism for Bicycles, etc.

(Mécanisme conducteur pour bicycles, etc.)

Franz Joachim Alexander Kindermann, Melbourne, Victoria, Australia, 1st October, 1896; 6 years. (Filed 8th September, 1896.)

*Claim.*—1st. In driving mechanism of bicycles and the like machines, in combination, a wheel as C attached to the hub of driving-wheel of machine, a wheel as D set upon a pin as E and arranged to travel around and actuate C, cranks as F and I, internal axle as H and connecting rods as G and K, substantially as and for the purposes set forth. 2nd. In driving mechanism of bicycles and the like machines, in combination, a wheel as C attached to the hub of the driving-wheel of the machine, a wheel as D set upon a pin as E and arranged to travel around and actuate the wheel C, cranks F and I,