


Renfrew Standard



Big Three

"Nothing Succeeds
Like Success"



The Only Way

to prove to you that you literally must have a **Renfrew Handy Two-Wheel Truck Scale** is to show you how much money it will make for you and save for you. This we have done in our scale booklet, which also shows how handy and how durable the **Renfrew Truck Scale** is. Write for your copy.



Put One of These Money-Makers

in your creamery and make each cow worth \$15.00 more to you each year. The **Standard Cream Separator** skims down to .01 per cent. It gets all the butter-fat but one-tenth of a pound in every 1,000 pounds of milk skimmed. You cannot beat the **Standard** for close skimming. And it will give rich cream with either cold or warm milk. It turns easily. Automatically oils itself. Absolutely sanitary. Gives cream without a taint in hot weather. No other separator so fully meets all the requirements of the Canadian dairyman. The demand for the **Standard Separator** is now more than double what it was three years ago, proving that Canadians know a good thing when they see it. Write for our new separator catalogue. It's different and interesting.

The Renfrew Machinery Co., Limited

Head Office and Works: RENFREW, ONTARIO

Agencies almost everywhere in Canada

HINMAN

THE UNIVERSAL MILKER




Has No Vacuum In The Pail.
It Has a Visible Milk Flow and
Independent Pump, with the
Natural Suction Principle

PRICE—\$50.00 PER UNIT

H. F. BAILEY & SON

Sole Manufacturers for Canada
GALT, ONTARIO, CAN.

Buchanan's Self- Compressing Long Sling



—the result of 33 years
experience in making Pitching Machines.
Consists of three slings and sectional pulley
for drawing ends together. Easy to operate,
quick to work, and exceptionally strong.
We make all kinds of Pitching Machines
—Swivel Carriers and Tracks, Slings,
Harpoon Forks, etc. Write for catalogue.
M. T. BUCHANAN & CO., INGERBOLL, ONT. 2

We also manufacture Steel Cow Stalls
and Positive Lock Cow Stanchions.

Auction Sale of Jersey Cattle

At OAK GROVE FARM, Union, Ont., on

Tuesday, June 30th, 1914

There will be offered for sale the entire herd, consisting of 25 head of A. J. C. C. Jersey cattle, among which are seven head of 2-year-old heifers to freshen in June. This herd is headed by Lady's Jolly of Don, a grand bull.

The proprietor is giving up business and is offering the product of 25 years' careful breeding.

The sale will commence at 2 o'clock, on arrival of the London & Lake Erie Traction car, leaving London at 12.30 o'clock.

Oak Grove Farm is seven minutes' walk from the station at Union.

LOCK & McLAUGHLIN
St. Thomas, Ont., Auctioneers

ROCK BAILEY, Proprietor
R.R. No. 4, Union, Ont.



"La-Lo" Animal Spray

Protects Cattle and Horses From Flies

ENDORSED BY

Dominion Experimental Farm Authorities

and Prominent Dairymen as being Superior to all other products of its kind.

NO OBJECTIONABLE FEATURES:

Does Not Blister—Will Not Discolor—Is Not Gummy—Has Agreeable Odor.

Dealers wanted in every town: Exclusive territory given.

LA-LO MANUFACTURING CO. LIMITED, - 365 Aqueduct Street, Montreal, Que.



Glenhurst Ayrshires

bulls, the result of a lifetime's intelligent breeding; 45 head to select from. Let me know your wants.
Summerstown Stn., Glengarry.

ESTABLISHED OVER 50 YEARS AGO.
and ever since kept up to a high standard.
We can supply females of all ages and young
bulls, the result of a lifetime's intelligent breeding; 45 head to select from. Let me know your wants.
Summerstown Stn., Glengarry.

James Benning, Williamstown P.O.

Brampton Jerseys

Record of Performance cows. These bulls are fit for any show ring.
R. H. BULL & SON, - BRAMPTON, ONTARIO

Questions and Answers. Miscellaneous.

Pruning Evergreens.

When is the proper time to trim evergreen trees, also cedar trees, so as they will not bleed? W. J. R.

Ans.—Prune evergreens in the late fall, and cedars in June or September. A little bleeding will not impair the trees as much as is generally supposed.

Orchard Grass on Pasture.

I have a small field that I sowed with peas and oats last spring, and seeded down with red clover and timothy. What I would like to know is, would it be of any use for me to sow orchard grass on top now and harrow thoroughly as the clover and timothy stand very thin on it and I would like to have it for cow pasture. G. L.

Ans.—It is getting rather late for seeding, but it might come on all right if the season keeps showery. It would have done much better sown earlier in the season.

Weak Foal.

I have a colt which is two weeks old, it tips over forward on its two front fetlocks. It is getting no better, but is growing fine. It puffs below knee-caps. Please give me a remedy. J. P.

Ans.—As the colt gains in strength and grows its joints usually straighten and strengthen. Not much can be done in the way of the administration of drugs, but bandaging and hand rubbing has been used with some success. Allow the mare and foal to run out-doors during the day but do not leave it too long exposed in the heat of the sun, see that it gets sufficient nourishment and it will probably become strong in due time.

Breeding Mare—Knuckled.

1. I have a mare five years old. She was ruptured when a suckling colt, but grew out of it, except a slight small hole. She has never been bred. Is strong and healthy. Would it be advisable to breed her?

2. Also have a horse that is knuckled over in the right front leg, caused by standing in the stable. What is the best remedy for it?

A SUBSCRIBER.

Ans.—1. If she is a good mare in every other particular it would be advisable to breed her.

2. You might try blistering and letting the animal out on pasture afterwards.

Cement Foundation.

Will you please tell me through your valuable paper the best way to put a foundation under a cow barn, 30 by 40 feet. It is to be of concrete. Would it do to lay the walls right on the ground or have you to have a solid wall three or four feet under ground, or would three or four feet of loose stone in the bottom do? READER, F. P.

Ans.—The footings should be down in the ground some distance, and on a solid foundation. Dig a trench and for this stones may be used with the cement to make it solid. It is better to get down so that there is little danger from frost. Two and one-half to three feet is generally considered enough.

Pruning Young Fruit Trees.

Will you kindly inform me how to prune fruit trees—just how to go at it. Last year I walked out to my young apple trees with my pruning knife, looked hopelessly at them and finally cut off several inches off every twig within sight—and I am no wiser this year. I see so much that is useful in your magazine, and hope you will oblige me by giving me the desired information. J. H. H.

Ans.—Much has been written about the pruning of fruit trees and in our number of April 9th, 1914, on page 706, you will see this treated and illustrated more fully than one could do through the columns of our question and answer department. If you once get a conception of what your tree should be like when it has grown up you will have no trouble in working with the small trees. The illustration makes the branches appear rather bare but they are not really so. They are not cleaned out to the point but all spurs and buds are left on the branches. This article discusses the two types of pruning and answers your question quite fully.