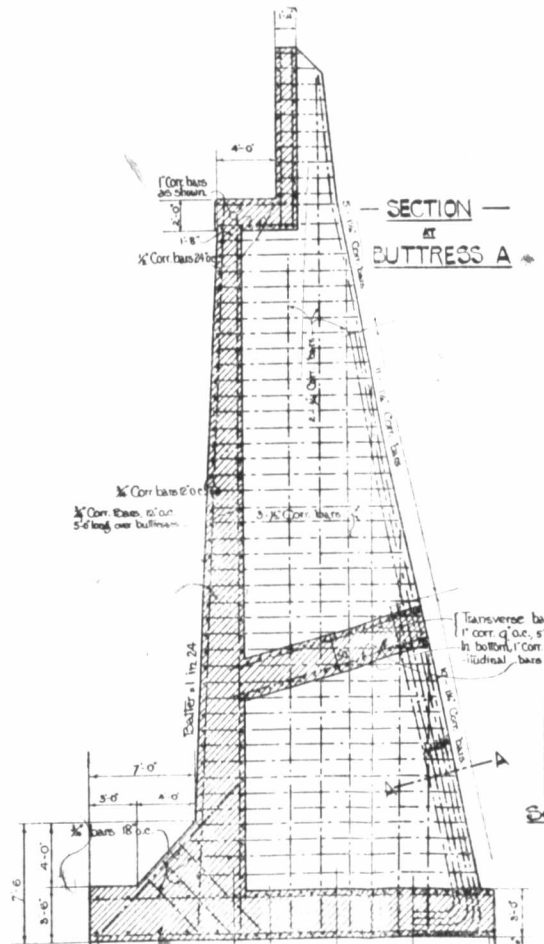


HOLLOW REINFORCED CONCRETE ABUTMENT.

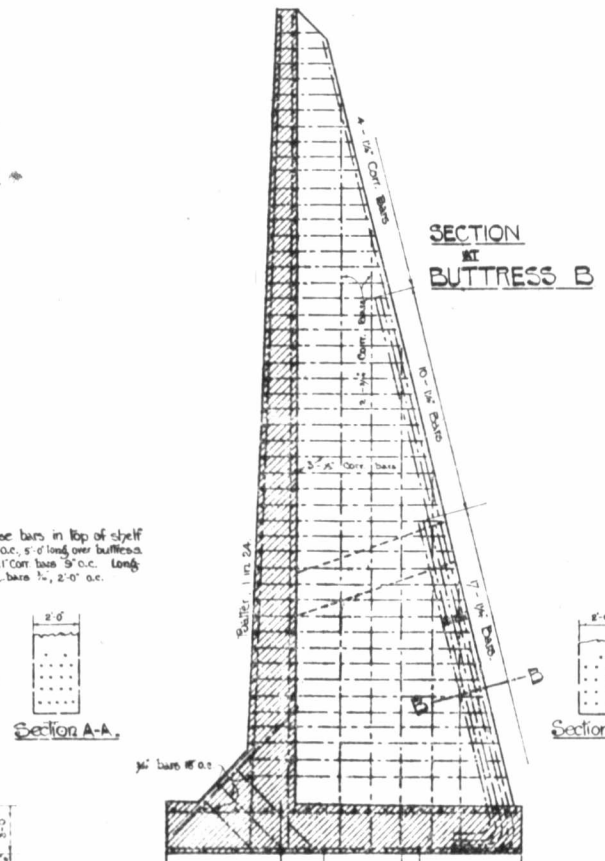
SECTIONS AT BUTTRESSES

SCALE: 1/4" = 1 FT.

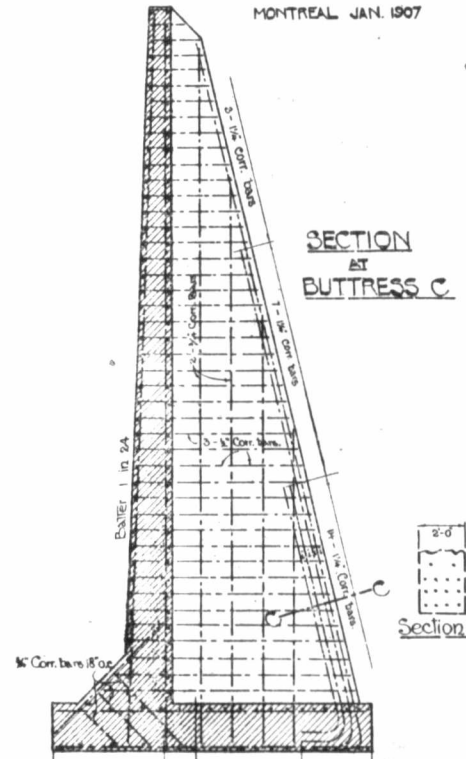
MONTREAL JAN. 1907



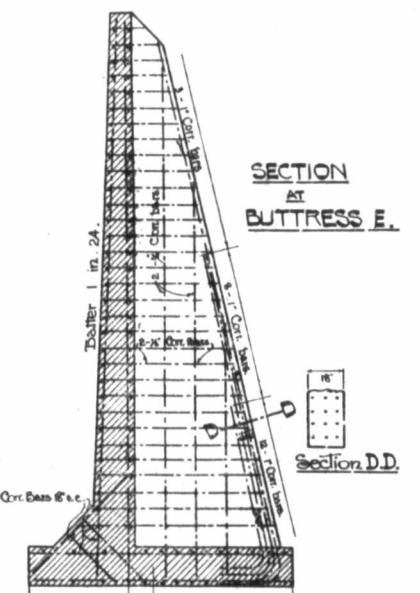
Transverse bars Top	3/4" Cor. Bars 2'-0" o.c.	1/2" Cor. Bars 8" o.c.	1/2" Cor. Bars 8" o.c.
Transverse bars Bottom	1/2" Cor. Bars 6" o.c.	1/2" Cor. Bars 8" o.c.	1/2" Cor. Bars 8" o.c.
Long. bars Top & Bottom	1/2" Cor. Bars 2'-0" o.c.	1" Cor. Bars 9" o.c.	1" Cor. Bars 9" o.c.



Transverse bars Top	3/4" Cor. Bars 2'-0" o.c.	1/2" Cor. Bars 8" o.c.	1/2" Cor. Bars 8" o.c.
Transverse bars Bottom	1/2" Cor. Bars 6" o.c.	1/2" Cor. Bars 8" o.c.	1/2" Cor. Bars 8" o.c.
Long. bars Top & Bottom	1/2" Cor. Bars 2'-0" o.c.	1" Cor. Bars 9" o.c.	1" Cor. Bars 9" o.c.



Transverse bars Top	1" bars 8" o.c.	3/4" Cor. Bars 2'-0" o.c.	1" bar 2'-0" o.c.
Transverse bars Bottom	1" bars 8" o.c.	1" Cor. Bars 12" o.c.	1" Cor. Bars 12" o.c.
Long. bars Top & Bottom	1/2" Cor. Bars 8" o.c.	1" Cor. Bars 9" o.c.	1" Cor. Bars 9" o.c.



Transverse bars Top	1" bars 8" o.c.	3/4" Cor. Bars 2'-0" o.c.	1" bar 2'-0" o.c.
Transverse bars Bottom	1" bars 8" o.c.	1" Cor. Bars 12" o.c.	1" Cor. Bars 12" o.c.
Long. bars Top & Bottom	1/2" Cor. Bars 8" o.c.	1" Cor. Bars 9" o.c.	1" Cor. Bars 9" o.c.

