

# 3

## Canada-Thailand Commercial Relations

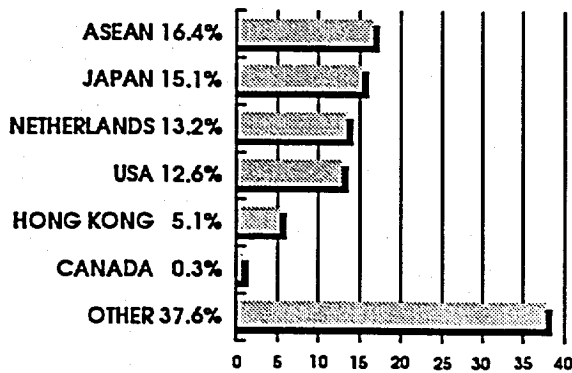
### 3.1 Thailand's Global Trade

Thailand's total international trade (imports and exports) reached close to U.S. \$57 billion in 1990, representing a 23 percent increase over trade levels of the previous year and an increase 3 1/2 times the levels of a decade earlier. Due to the many needs of a fully expanding economy however, imports continue to account for almost 60 percent of Thailand's international trade. Its overall trade

deficit in 1990 reached more than U.S. \$10 billion, an increase of approximately 45 percent over the previous year.

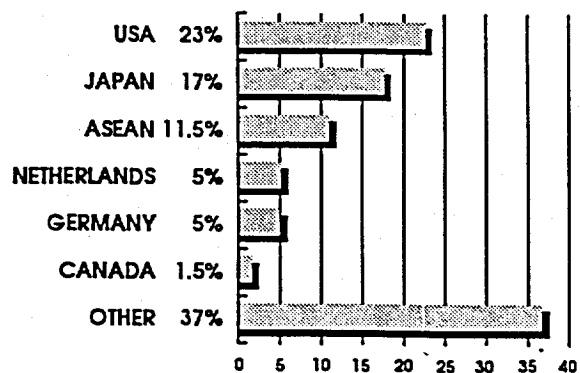
Thailand's three most important trading partners are the USA, Japan and Singapore, which together receive 47 percent of Thailand's exports and supply Thailand with 49 percent of its imports. Thailand's main export and import markets in 1980 and in 1990 are outlined on the charts below.

Graph M  
THAILAND WORLD EXPORTS 1980



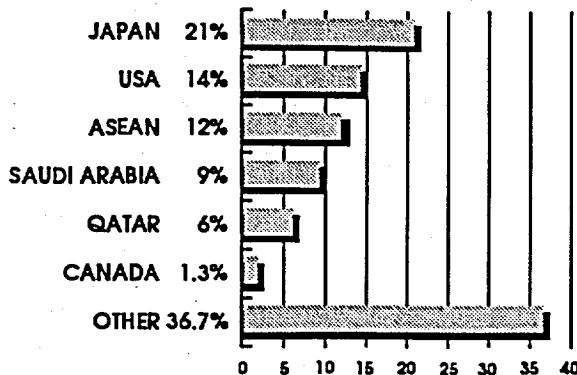
(NOTE: TOTAL THAI EXPORTS 1980 = US \$6,500 MILLION)

Graph N  
THAILAND WORLD EXPORTS 1990



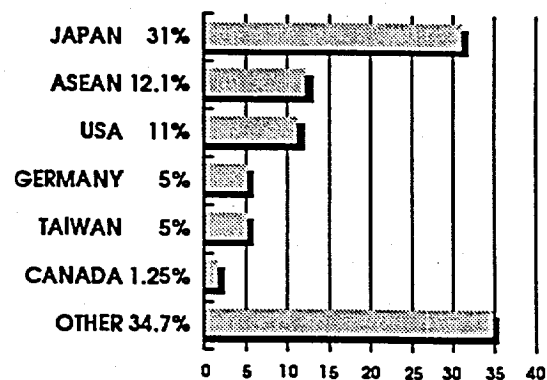
(NOTE: TOTAL THAI EXPORTS 1990 = US \$22,900 MILLION)

Graph O  
THAILAND WORLD IMPORTS 1980



(NOTE: TOTAL THAI IMPORTS 1980 = US \$9,200 MILLION)

Graph P  
THAILAND WORLD IMPORTS 1990



(NOTE: TOTAL THAI IMPORTS 1990 = US \$33,700 MILLION)