

THE EXPANSION OF CHIMNEYS.

It is seldom that facilities are afforded for the making of exact measurements of the expansion and contraction of a factory chimney. It is generally conceded that boiler chimney shafts should not be attached to the walls of any important building on account of the risk of cracking the walls by the expansion of heated brickwork, but data on the subject are scanty, and there are even persons who have doubts whether brickwork really expands or contracts when heated. An excellent opportunity of settling this question has recently presented itself in England. It was necessary to erect a casing of ornamental brickwork around a boiler chimney of 90 feet high, the inside of which was provided with a brick flue up to over one-third of its height. The near completion of the brickwork surrounding the chimney gave the opportunity of observing from the top of the casing any movement of expansion or contraction of the chimney itself. As the boiler fires were drawn on Saturday afternoon, and relighted on Monday morning, the chimney cooled down, and observations made from the top of the casing will show a contraction of the chimney of 5 millimeters, or 2-10 inches during that time. As the surrounding wall was still about six feet below the top of the chimney when the measurements were made, and the first 33 feet of the shaft remained practically cold on account of the air space between it and the centre flue, it may be taken that the length of the brickwork in which the expansion took place was about 56 feet. According to this a shaft 100 feet high would expand 4 to inches when in use. It is probable that the expansion observed would have been 50 per cent. greater if the chimney had been allowed a longer time to cool.

I. E. EBY

HUGH BLAIN

SNOW GONE


Of course you will want **CAMP SUPPLIES**. Your Fall orders must be nearly exhausted. BEFORE ordering your Spring Supplies write us for samples and quotations. We quote **Currants** and **Raisins** 'way down, and our JAPAN TEAS are special value. Just drop us a line.

EBY, BLAIN & CO.
WHOLESALE GROCERS - TORONTO, ONT.


SHURLY & DIETRICH

GALT, ONT.

MANUFACTURERS OF




THE ONLY SAW MANUFACTURERS IN THE
WORLD WHO EXPORT SAWS IN LARGE
QUANTITIES TO THE UNITED STATES



SOLE PROPRIETORS OF THE SECRET CHEMICAL PROCESS OF TEMPERING :: Our Silver Steel Saws are Unequalled

Pumps

& HYDRAULIC
MACHINERY



NORTHEY, LD.
TORONTO