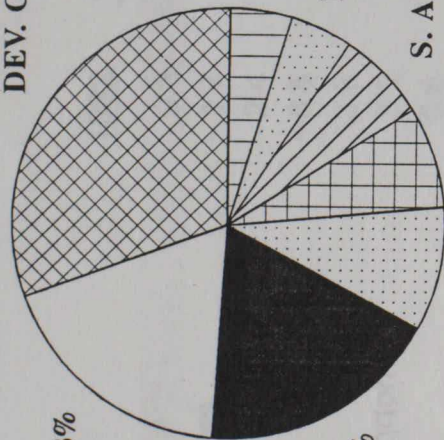


World Stock of Inward Direct Investment Distribution by Major Host Countries

DEV. COUNTRIES 30.6%



OTHERS 18.3%

CANADA 18.2%

U.S. 9.4%

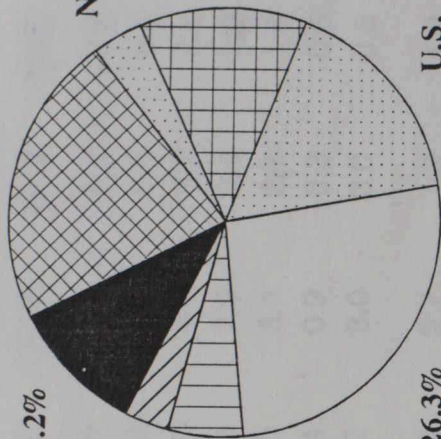
S. AFRICA 6.8%

AUST/N.Z. 4.6%

NETH. 4.6%

1967 Total = US\$ 105.5 Billion

DEV. COUNTRIES 22.0%



CANADA 10.2%

S. AFRICA 3.3%

AUST/N.Z. 5.6%

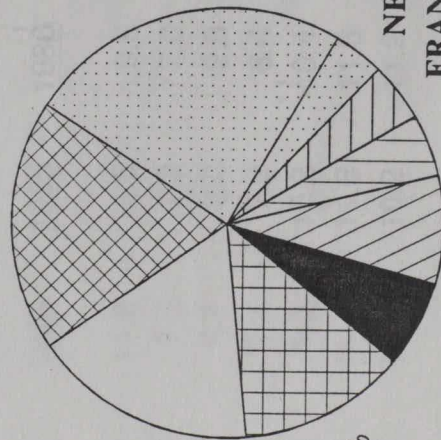
NETH. 3.8%

U.K. 12.5%

U.S. 16.4%

1980 Total = US\$ 505.3 Billion

DEV. COUNTRIES 18.9%



OTHERS 16.8%

U.K. 12.5%

CANADA 6.6%

NETH. 3.8%

FRANCE 4.4%

F.R.G. 8.1%

AUST/N.Z. 4.7%

1990 Total = US\$ 1.6 Trillion

Source: U.S. Department of Commerce