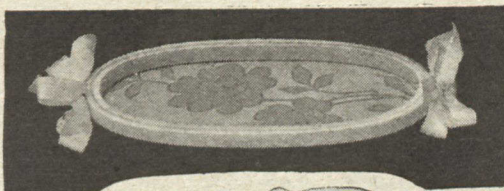

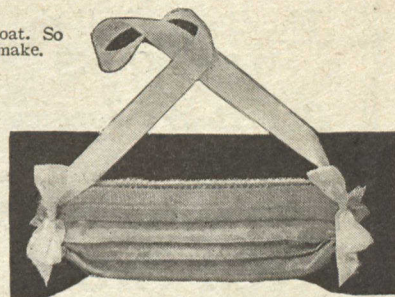


Boodle Bag—otherwise a Stocking Bank

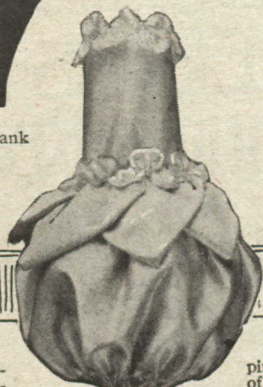
Embroidery hoops, ribbon and brocaded satin made this novel Pin Tray.



A Cunning Cushion Boat. So simple a child can make.




A little "first aid" Work Basket.



An Unusual Hat-

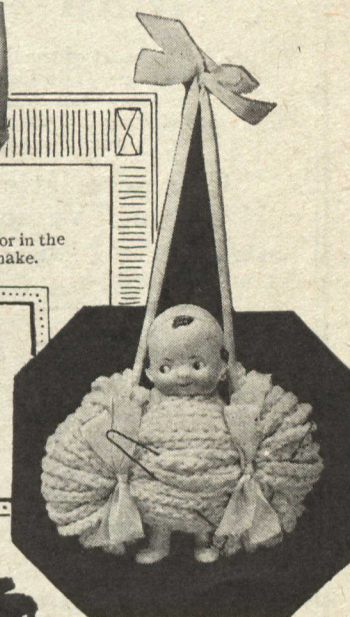
pin Holder made of wide and narrow ribbon, and a small wine glass.



A new idea in Pin-cushions, made of six penny dolls padded with cotton batting and bagged in silk.



Basket Shaped Vanity Bag. It has a mirror in the bottom. Costs next to nothing to make.



Hairpin Holder. Made of a small Kewpie doll.

THE LITTLE THAT ALWAYS PLEASES THE RECIPIENT

DESIGNED BY

ODD GIFT AND COSTS LITTLE TO MAKE

CAROLYN V. MOWAT



Combination Pin Cushion and Handkerchief.

Send 3 two-cent stamps for complete instructions for making any article shown on this page




A different Boudoir Cap of shadow lace.



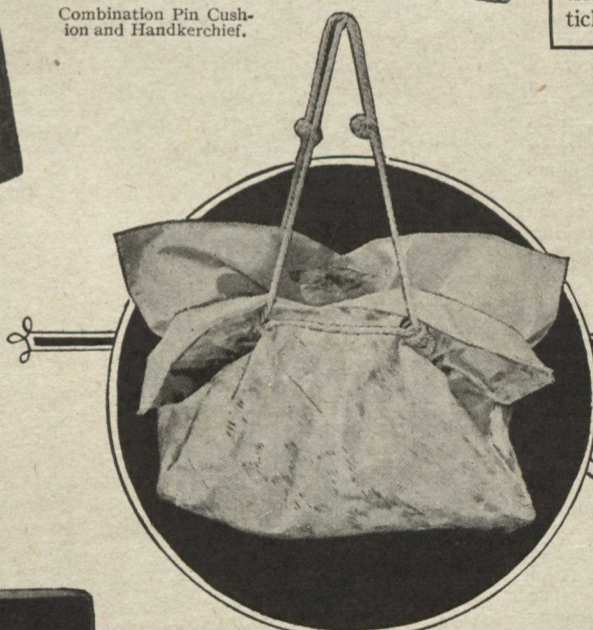
Powder Puff for bath use. Made of a slipper sole.



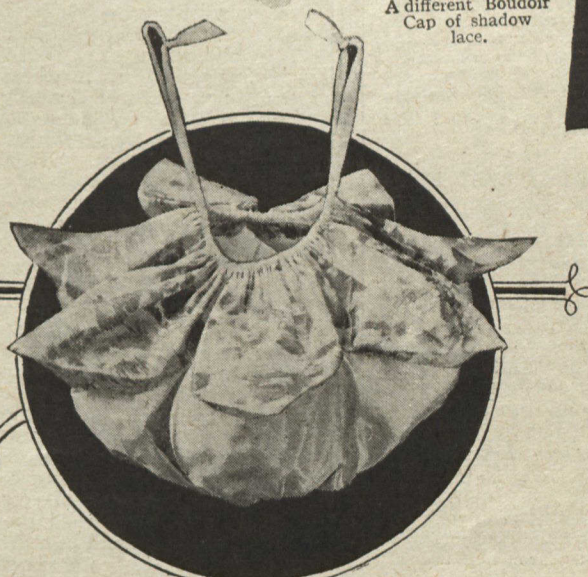
A Crochet Bag, easy made and useful.



A Novel Crochet Sachet.



A Stunning Square Bag. Splendid for handkerchiefs.




Another Beautiful Bag. One of many uses.

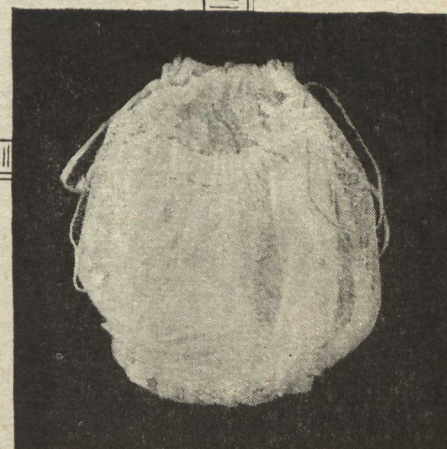


Sachet Pillow. A little gift with a big welcome.

An Original Glove Case that any one might covet.



A Bag to hold Milady's hair when not coiffed on her pretty head.



Net Lingerie Ribbon Bag. You can make several for fifty cents.