




VERY EAGER TURBO-BEAVER

Turbine power makes a new aircraft of the Beaver. The Pratt & Whitney PT6A-6 engine weighs 575 lbs. less, yet gives 30% more power. Payload is 12% more, cruising speed 25% faster, work capacity 36% greater, take-off 10% shorter, landing 12% shorter, climb 50% better, ceiling 40% higher, less engine and airframe maintenance, easier cold-starting, quieter cabin, better pilots view.

201-C



The cabin of the Turbo-Beaver is 30 inches longer than that of the Beaver, has 2 more seats, 9 in all.

THE DE HAVILLAND  AIRCRAFT OF CANADA LIMITED
DOWNSVIEW ONTARIO
A HAWKER SIDDELEY COMPANY 

W