

## AMERICAN PERMANENT WAY.

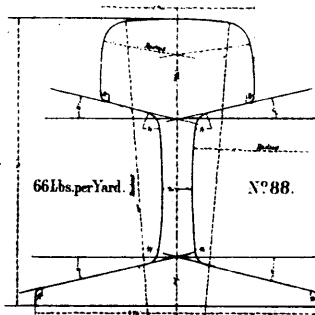
(See page 258.)

66 LBS. No. 88.

*Chicago, Burlington and Quincy R. R., Main Line, 1881.*

66 Lbs. per Yard.

N° 88.

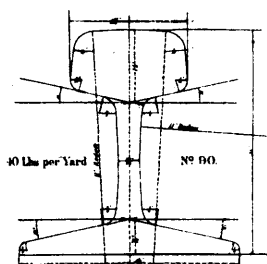
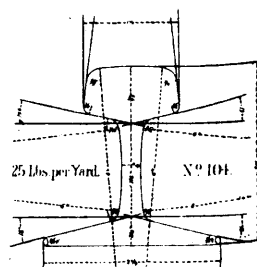


25 LBS. No. 104.

*Maryland, 1883.*

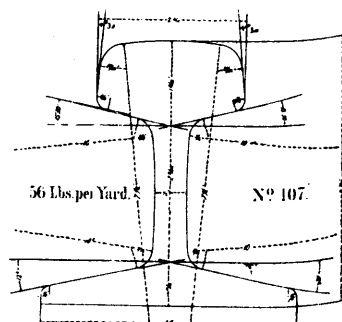
25 Lbs. per Yard.

N° 104.



40 Lbs. per Yard.

N° 90.

*To accompany paper of J. M. Wilson, A.M.C.E.*

56 Lbs. per Yard.

N° 107.

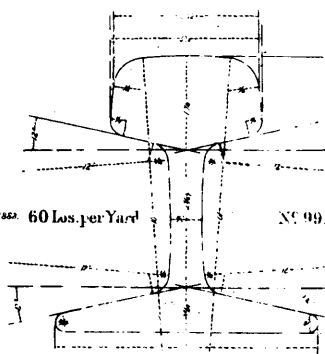
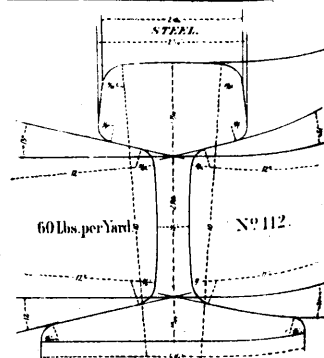
*Illinois Central R. R., 1883.*

60 LBS. No. 99.

*On. New Orleans & Texas Pacific R. R., 1883.**Chicago & Great Northern, 1883.*

60 Lbs. per Yard.

N° 99.

*Chicago and North Western Ry. Co., 1883.**This Company uses 65 lbs. per yard on main line.*

60 Lbs. per Yard.

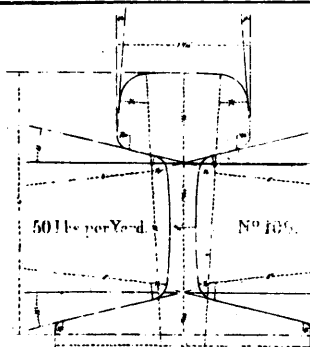
N° 112.

60 LBS. No. 100.

*Penn. R. R., Broad Line, 1883.**On. Pan. West & Pac. American Pacific Co., 1883.**Pack. Cincinnati and S. Line, 1883.*

50 Lbs. per Yard.

N° 100.



60 LBS. No. 113.

*Illinois Central R. R. Co., 1883.*

60 Lbs. per Yard.

N° 113.

