

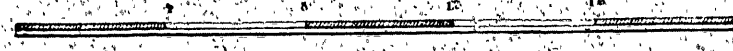


# SECTION OF THE LINE OF THE RIDEAU CANAL.



SCALE



John By  
 Lt Colonel Roy Engineers  
 Com<sup>d</sup> Rideau Canal  
 1<sup>st</sup> July 1830