

The William Hamilton Manufacturing Co'y

MANUFACTURERS OF

(LIMITED.)

SAW MILL AND GENERAL MACHINERY

PETERBOROUGH, ONTARIO.

Our Saw Mill Engines

Are made strong, neat and durable, knowing well the ever varying strain they are subjected to in driving a Saw Mill.

IRON AND STEEL BOILERS


of the Best Material and workmanship.

We wish again to call the attention of our Canadian Lumbermen to our First Class IMPROVED SAW MILL MACHINERY, Heavy and Light Circular Mills; our Pat. Twin Circular, with Steam Rack or Rope Feed for Slabbing, Iron Oscillating Gang Mills of the most improved designs besides our Patent Improved Long Cylinder Steam Feed. We would call attention to Cunningham's Oscillating Twin Engines for Feeding Long Carriages with Rack or Rope; our Patent Wrought Iron Jack Chain with Short Trucks; Heavy Wrought Iron Refuse and Sawdust Chains; Trimmers and Slab Cutting Tables; Lath Mills and Bolters; Lumber Markers; Trout's Patent Automatic Log Counter, to count the Logs as they come into the mill; Covel's Patent Saw Sharpener, Saw Swages and Improved Bench for Dressing and Hammering Saws, Perkins' Patent Shingle Mills, Bolters; Sappers; Jointers; Drag Saws; and Packers. We also forge a very superior ANCHOR for Lumbermen.

We are now introducing to those requiring Small Mills our IMPROVED SEMI-PORTABLE MILL, got up strong and durable, and are now adding to the many Machines for cutting Lumber. MILNE'S IMPROVED HEAVY BAND SAW for cutting Lumber out of large logs. The small carfe these Mills take out in using a No. 18 Gauge Blade, is a very important point in saving Lumber, besides the small amount of power required to drive it, making it a favourite in sawing lumber—capacity from 25 to 30 thousand per day.

We are prepared to submit plans and specifications, together with any information our many years of close application to the Saw Mill Business may have suggested to us; also when required to enter into contract for supplying the machinery and all material complete.

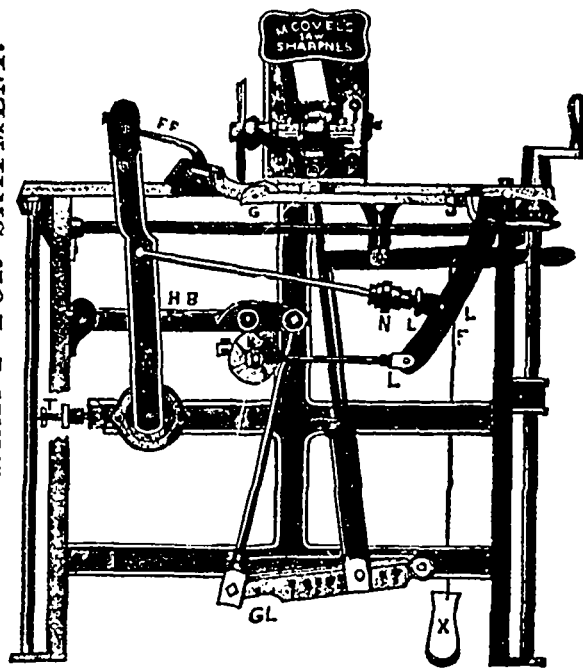
Communication from anyone intending to build Saw Mills solicited.



GRAND TRIUMPH! WILLIS J. PERKIN'S DROP TILT


The only Horizontal Saw Machine on which a thick slab can be cut from the bolt. SECOND CUT ALWAYS A SHINGLE. Knots, rots, hearts, bolt squared rift-ways, and all irregularities cut off at one clip. This improvement will pay for the whole machine every season by increase of quality and quantity cut.

OUR SPRING STOCK OF
The M. Covel Patent
Saw Sharpener
IS NOW READY FOR SHIPMENT.



They are now so well-known to the Lumberman, that their utility requires no comment.

ENGINES AND BOILERS.



This Cut represents our SAW MILL ENGINE, of which we make the following our Standard Sizes, 12x16, 16x20, 18x24, 20x24 and 24x80, built Strong and Substantial for Heavy Work.