


FIGURES NOS. 1, 2 AND 3.—LADIES' WORK-POUCH AND APRON.—This is one of the most practical aprons that have yet been devised to wear in the sewing-room or when engaged in needlework. It is made by pattern No. 1594, price 5d. or 10 cents. A single section of China silk is used, the lower part of the section being turned up and sewed to form a pouch or pocket. A casing is formed at the top of the apron and also at the top of the pocket and the ribbon in the upper casing is long enough to tie about the waist. Two draw-ribbons are inserted in the lower casings, so that by turning the upper part down inside the pocket and drawing these ribbons a shapely work-bag or pouch is formed.

FIGURE No. 4.—TRAVELLING CASE OR ROLL.—This is an indispensable article and gives great satisfaction when made as illustrated of linen crash adorned with feather-stitching and piped with black satin. It is composed of a straight strip of linen hemmed at the closing and joined to circu-




1595

FIGURE No. 4.—TRAVELLING CASE OR ROLL.—(Cut by Pattern No. 1595; one size; price 5d. or 10 cents.)



1594

FIGURE No. 1.



1594

FIGURE No. 2.



1594

FIGURE No. 3.

FIGURES NOS. 1, 2 AND 3.—LADIES' WORK-POUCH AND APRON.—(Cut by Pattern No. 1594; one size; price 5d. or 10 cents.)

lar ends that are decorated with feather-stitching and piped with satin. Two straps of the linen are utilized for handles, the straps being decorated with feather-stitching to correspond with the ends. A pocket with a lap is applied on the case and decorated with stitching and pipings, and the case and pocket are closed with buttons and button-holes. Denim, linen and Russian crash are the materials commended for this article, which is made by pattern No. 1595, price 5d. or 10 cents. Feather-stitching, embroidered initials or braid will supply effective decoration.

FIGURE No. 5.—WALL-POCKET.—A simply fashioned and

very ornamental wall-pocket is here shown. It consists of a cardboard cornucopia covered with linen between two other cornucopias covered with dark silk. The ornamentation is embroidered, the middle cornucopia being more elaborately decorated than the others. A bow at the top and three pompons at the bottom tastefully finish

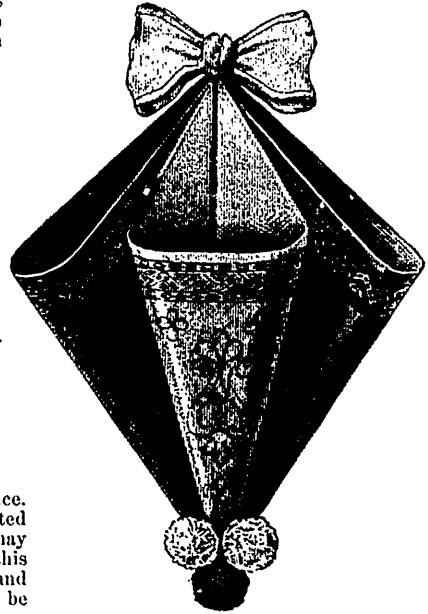


FIGURE No. 5.—WALL-POCKET.

this useful device. Any prettily tinted silk or velvet may be used for this wall-pocket, and the effect will be most pleasing when two colors are combined.

FIGURE No. 6.—COMB-AND-BRUSH CASE.—Linen was used for this neat case, which has a foundation or back upon which are arranged the pockets, the lower two pockets for brushes and the upper pocket for combs. The lower pockets are finished with a pointed lap on which, as well as on the upper pocket, a band design is embroidered. All the edges are bound with ribbon and a bow placed at the top. Small silk balls add to the ornamental effect of the case. Bands of heavy lace or a design in gilt braid could be substituted for the embroidery, with equally good effect. The case was made by pattern No. 991, costing 5d. or 10 cents.

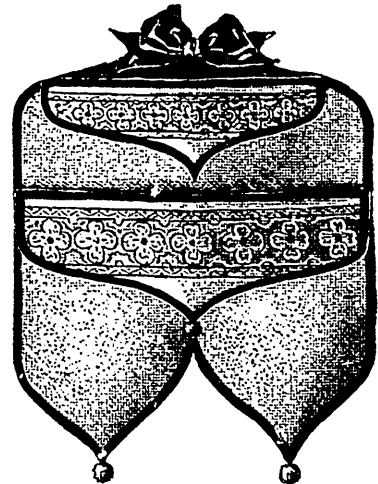


FIGURE No. 6.—COMB-AND-BRUSH CASE.—(Cut by Pattern No. 991; one size; price 5d. or 10 cents.)