

392 *On the Genus Tellinomya, and allied Genera.*

between the larger one and the hinge line; pallial impression, simple.

In the larger species known the hinge line is only slightly arcuate, while among the other species we find many variations

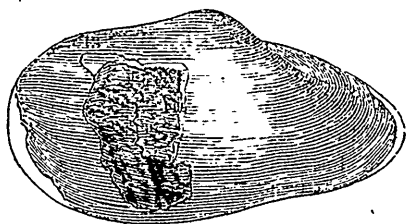


Fig. 1.

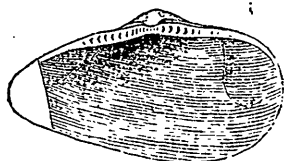


Fig. 2.

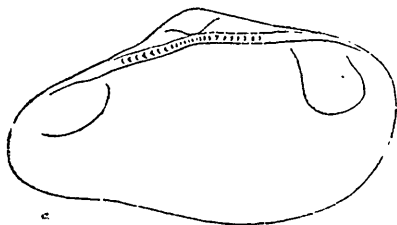


Fig. 3.



Fig. 4.



Fig. 5.



Fig. 6.



Fig. 7.

Figs. 1, 2, 3.—*Tellinomya nasuta*.

Figs. 4 and 5.—*Tellinomya dubia*.

Figs. 6 and 7.—*Tellinomya cuneata*.\*

in the curvature, and it sometimes becomes distinctly angular, as in *T. cuneata*. In some species the teeth on either side of the beak curve outwards from it, and in others inwards towards the

\* The specimens above figured were collected at Pauquette's Rapids, on the Ottawa River, in beds lying at the junction of the Trenton and Black River limestones. E. B.