

# MICROCOPY RESOLUTION TEST CHART

(ANSI and ISO TEST CHART No. 2)



1.0

1.45

1.50

1.54

1.62

1.71

1.80

1.88

1.96

2.05

2.14

2.24

2.33

2.43

2.53

2.63

2.73

2.83

2.93

3.03

3.13

3.23

3.33

3.43

3.53



2.8



2.5



3.2



2.2



3.6



2.0



4.0




2.0



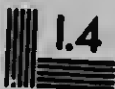
1.1




1.8



1.25



1.4



1.6



**APPLIED IMAGE Inc**

1653 East Main Street  
Rochester, New York 14609 USA  
(716) 482-0300 - Phone  
(716) 285-5889 - Fax