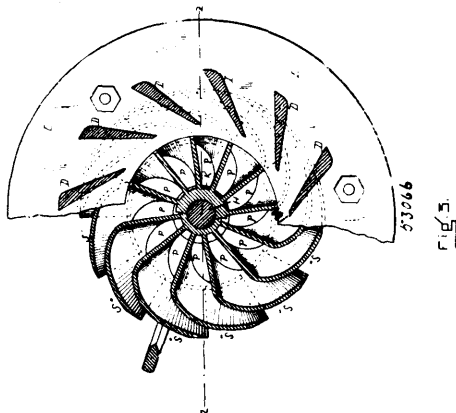


discount allowed and the goods returned during the current period, substantially as specified. 9th. A ledger comprised of one or more folios, each folio divided into a plurality of sections, to correspond with a similar division of the year, each section divided into debit and credit subdivisions, the debit subdivision divided into a column for the balance carried over from the end of the preceding period, a column for the goods purchased during the current period, a column for the number of the order or contract under which the goods were sold, the credit subdivision divided into a column for the payments made during the current period, a column for the total of the said payments, and columns for the discount allowed and the goods returned during the current period, substantially as specified. 10th. A ledger comprised of one or more folios, each folio divided into a plurality of sections, to correspond with a similar division of the year, each section divided into debit and credit subdivisions, the debit subdivision divided into a column for the balance carried over from the end of the preceding period, a column for the goods purchased during the current period, a column for the number of the order or contract under which the goods were sold, the credit subdivision divided into a column for the payments made during the current period, a column for the total of the said payments, column for the discount allowed and the goods returned during the current period, a name column for each folio, and ledger number columns set opposite the name columns and the folio sections, substantially as specified. 11th. A ledger comprised of one or more folios, each folio divided into a plurality of sections to correspond with a similar division of the year, each section divided into debit and credit subdivisions, the debit subsection divided into a column for the balance carried over from the end of the previous period, a column for the merchandise purchased during the current period, a column for the number of the order or contract under which the merchandise was sold, the credit subsection divided into a series of columns for the payments made during the current period, a column for the total of these payments, a column for the discount allowed during the current period, a column for the goods returned during the current period, a column adjoining each section for the ledger number of each account, a column in which may be entered the folio of the same account in a previous ledger, adjoining the ledger number column of the first folio section, a name column adjoining the folio column, a column adjoining certain of the folio sections, in which may be entered the accounts considered bad, a column at the end of the folio for the balance on hand to be carried forward to the next folio, and a column for remarks, substantially as specified. 12th. A ledger comprised of one or more folios, each folio divided into a plurality of sections to correspond with a similar division of the year, each section divided into debit and credit subsections, the debit subsection divided into a column for the balance carried over from the end of the previous period, a column for the merchandise purchased during the current period, a column for the number of the order or contract under which the merchandise was sold, the credit subsection divided into a series of columns for the payments made during the current period, a column for the total of these payments, a column for the discount allowed during the current period, a column for the goods returned during the current period, a column adjoining each section for the ledger number of each account, a column in which may be entered the folio of the same account in a previous ledger, adjoining the ledger number column of the first folio section, a name column adjoining the folio column, a column adjoining certain of the folio sections, in which may be entered the accounts considered bad, a column at the end of the folio for the balance on hand to be carried forward to the next folio, a column for remarks, a numerical index at the side of the ledger for the folios, the number on the index adapted to read with the numbers in the ledger number columns, to make the ledger number of the account, and a corresponding numerical index at the foot of the ledger, substantially as specified.

No. 53,066. Turbine. (Turbine.)

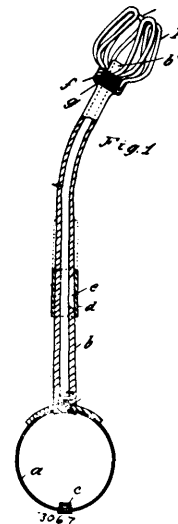


Elbridge Gerry Libby, Everett, Massachusetts, U.S.A., 1st August, 1896; 6 years. (Filed 19th June, 1896.)

Claim.—1st. In a turbine of the character described, the water wheel, comprising the hub T, outwardly flaring upper portion K¹, the downwardly extending and outwardly flaring lower crown plate S¹ constituting the floor or lower wall of the buckets, the upper crown plate S constituting the upper wall of the buckets and set substantially parallel with the lower crown plate, and the upwardly flaring curved partitions S¹¹ extending from the upper to the lower crown plate and constituting the sides of the buckets, the water passage in each of said buckets produced by the above named parts, describing an arc which is greater than ninety degrees, substantially as described. 2nd. In a turbine of the character described, the water wheel, comprising the hub K, outwardly flaring upper portion K¹, the downwardly extending and outwardly flaring lower crown plate S¹ constituting the floor or lower wall of the buckets, the upper crown plate S constituting the upper wall of the buckets and set substantially parallel with the lower crown plate, and the upwardly flaring curved partitions S¹¹ extending from the upper to the lower crown plate and constituting the sides of the buckets, the water passage in each of said buckets produced by the above named parts, describing an arc which is greater than ninety degrees, and the outlet of each bucket pointing at a downward and outward angle and with its major portion at a point farther from the axis of the water-wheel than the inlet thereof, substantially as set forth. 3rd. In a turbine of the character described, the combination of the vertical shaft H, the inner casing or cylinder A¹ provided on its lower edge with the annular vertical groove A¹¹, the crown sheet C through which said shaft extends, and the water wheel K, K¹, fast on said shaft and provided with the upwardly projecting annular flange L extending into said annular groove, whereby the water is prevented from entering the chamber above the water wheel and within the casing, substantially as described.

No. 53,067. Vaginal Powder Injector.

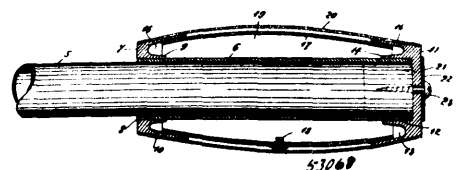
(Injecteur vaginal.)



Josef Schoene, Berlin, Germany, 1st August, 1896; 6 years. (Filed 19th June, 1896.)

Claim.—1st. In a vaginal powder injector, the combination of the stiff head piece a of open work, with the bent tube b and the india-rubber ball a, as set forth. 2nd. In a vaginal powder injector, the combination of a stiff head piece a of open work, with the bent tube b, the ring d for covering the openings e, and the india-rubber ball a, with valves c and i, as set forth. 3rd. In a vaginal powder injector, the combination of the bent wire loops b, pivotally fastened to the head m and having short arms n, with tube p sliding on tube b and having a funnel-shaped part o, as and for the purpose set forth.

No. 53,068. Pneumatic Handle for Handle-bars of Bicycles. (Poignée pneumatique pour barres de bicycles.)



Frederick Harley Merry, Brooklyn, New York, U.S.A., 1st August, 1896; 6 years. (Filed 19th June, 1896.)