


Patent Wrought Iron or Steel Pulleys.



Patented in Canada and United States.

The Perfect Pulley

ANY SIZE FROM
30 in. to 144 in.
Diameter.
4 to 48 in. Face.
SINGLE, DOUBLE or
TREBLE ARMS.
SPLIT or WHOLE
PULLEYS.
Crowning or Flat
Face.
Cannot be burst by
Speed or crushed by
Belt.
LIGHT, STRONG and
DURABLE.
Saves Power,
Journals & Shafting.
As cheap and cheaper
than Cast Iron.
Send for Estimates.

SHAFTING AND HANGERS

Note the following:

90 inch Pulley, 16 inch Face, Weight 615 lbs.
48 " " 20 " " Double Arms 575 lbs.
55 1/2 " " 12 " " Single " 273 lbs.;

CHEAPEST, STRONGEST & MOST DESIRABLE PULLEY

ADDRESS:

Waterous Engine Works Co., Brantford.

GANDY PATENT STITCHED Cotton Belting. BEST MAIN DRIVER



Practically indestructible under ordinary usage—unaffected by atmospheric changes. Uninjured by water or steam, or heat that would ruin leather or rubber. Stronger than rubber or leather.

Its peculiar adhesive or gripping power on pulleys enables it to be run looser than any other Belt, actual tests proving it to be 40 to 50 per cent BETTER.

ENDLESS BELTS A SPECIALTY.


As Strong at Splice as elsewhere, and as even and smooth. A few of the large sizes lately supplied in Canada:—

60 feet, 13 inches wide, 8 ply.	84 feet, 26 inches wide, 8 ply.
49 " 18 " " 8 "	57 " 20 " " 8 "
49 " 12 " " 6 "	49 " 11 " " 6 "
103 " 22 " " 8 "	47 " 12 " " 6 "
52 " 20 " " 6 "	73 " 23 " " 8 "
101 " 18 " " 8 "	51 " 16 " " 8 "
52 " 18 " " 8 "	37 " 16 " " 8 "
36 " 12 " " 8 "	

Many of the above are endless, and are the second belts to same parties, ordered after thorough trial. Try a GANDY BELT. Address the Sole Canadian Agents,

Waterous Engine Works Co.

BRANTFORD, CANADA.



End Elevation of Sawdust Carrier.
Using No. 85 Chain with F and 12-in. 11-tooth No. 85 Chain Wheels. Usual motion of Wheels, fifty (50) revolutions per minute.
The Rapping Strips "A" "A" should be of hard maple.
The Slats "B" "B" must be drawn by the bolt. The Slats should have 1/4 inches clearance on each end. The space under the wheels should be 6 or 7 inches, leaving plenty of room for the Chain to drop off the Wheel.

Ewart Patent Link Belt

Transmits power for slow motions without slipping, stretching, &c.

SPECIALLY ADAPTED
For Live Rolls, Lumber and Cant Transfers.

Sawdust, Slab and Offal Carriers, Log Jacks, Loading Logs lengthwise on Cars.

Loading Ties endwise and Telegraph Poles lengthwise on Cars, or vice versa on Cars or Vessels.

USEFUL TO MOVE ALMOST EVERYTHING

If doubtful whether or not it will apply to your wants. Send for information giving all particulars.

THIN SAWS



American Saws

SAVE YOUR TIMBER! (making the price of a saw every fifteen days) by using our Thin Saws.

60 INCH DAMASCUS Tempered Saws, 9 and 10 gauge, guaranteed at 800 revolutions or less, six to eight inch feed or less.


CLIPPER FLANGE TOOTH SAWS.
LUMBERMAN CLIPPER SAW for thin Inserted Saws.

PLAHER Saws.
BROOKE & HOE BIT SAWS.

SW/ EN, GUMMERS, CANT-HOOKS, Side F Emery Wheels, and all kinds of Saw Mill Furni.

Waterous Engine Works Co.,
BRANTFORD, CANADA.

The Economist Planer & Matcher (Combined)



No. 1—Surfaces 24 in. wide to 6 in. thick. Planes and Matches 18 in. Wide
No. 2 " 20 " 6 " 14 "

Strong! Durable! Light! Cheap!
Of the Greatest Capacity and Exceedingly Handy. Send for Circulars, and mention this paper.

The Waterous Engine Works Co.
BRANTFORD CANADA.

A SPECIALTY.