


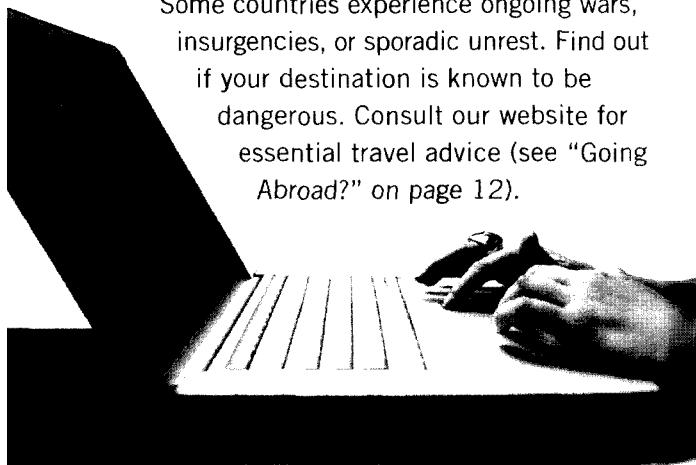
# BEFORE YOU GO

## GET INFORMED

Take time to learn about the political, cultural, and economic environment of your destination. Learn at least a few key phrases in the country's language. Even a modest command of the local language will go a long way.




Some countries experience ongoing wars, insurgencies, or sporadic unrest. Find out if your destination is known to be dangerous. Consult our website for essential travel advice (see "Going Abroad?" on page 12).



## BEFORE YOU GO ABROAD, WE ADVISE YOU TO

- Learn the location of Government of Canada offices in the countries you plan to visit and carry the contact information with you (see page 34 or visit [www.travel.gc.ca/offices](http://www.travel.gc.ca/offices).)
- Provide family or friends with a travel itinerary and contact details, as well as the emergency number for Foreign Affairs and International Trade Canada (see page 62).

Check our Travel Warnings at [www.travel.gc.ca](http://www.travel.gc.ca) to see if it is safe to travel to your destination. Trip cancellation insurance may be null and void if a Travel Warning is already in effect when a trip is booked.



## YOUR CANADIAN PASSPORT

A Canadian passport is the only reliable and universally accepted travel and identification document for Canadians. You and each family member should have a valid passport if you plan to travel outside Canada. Application forms are available at any Passport Canada office, Service Canada centre, Canada Post outlet, or Canadian government office abroad. Forms can also be downloaded from the Passport Canada website at [www.passportcanada.gc.ca](http://www.passportcanada.gc.ca).