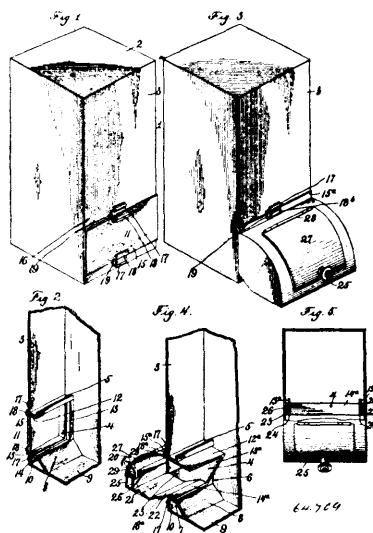


No. 64,709. Canister. (Canastre.)

Frank F. Jacques, Chicago, Illinois, U.S.A., 2nd November, 1899 ; 6 years. (Filed 16th August, 1899.)

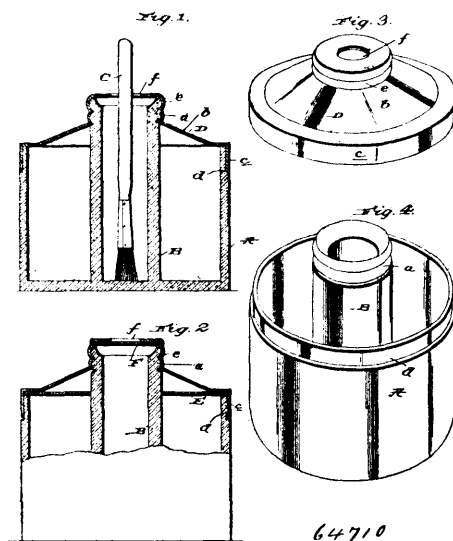
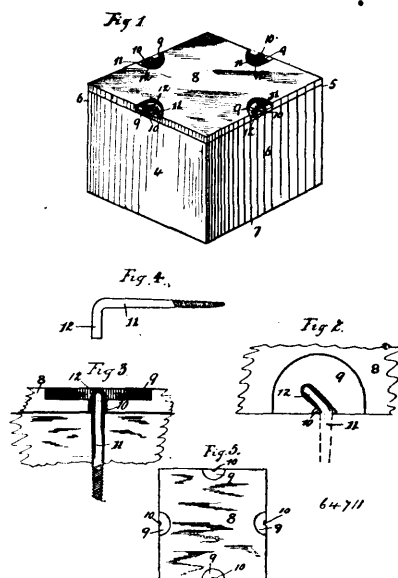
Claim.—1st. A canister comprising a body having a combined filling and dispensing opening located at one side near the bottom thereof, and formed with an inwardly projecting L-shaped upper flange, with an inwardly projecting horizontal lower flange bent downwardly to provide an incline which is joined to the bottom of the body, and with trough shaped side pieces located between the upper and lower flanges, the upper and lower sockets located above and beneath the opening respectively, a closure having flanges entering the opening, and upper and lower sockets located between the first named sockets and the upper and lower staples whereby the upper and lower sockets respectively are coupled together, substantially as described. 2nd. A canister comprising a body having a combined filling and dispensing opening located at one side near to the bottom thereof, a vertical flange beneath the opening, the upper and lower superposed sockets secured above and beneath the opening respectively, a detachable dispensing front having its bottom on a level with the bottom of the body, formed with an incline between the bottom of the front and the edge of the vertical flange, the upper socket on the front, the lower socket in the recess formed by the incline, and the upper and lower staples whereby the upper and lower sockets respectively are coupled together, substantially as described. 3rd. A canister comprising a body having a combined filling and dispensing opening located at one side near the bottom thereof, and formed with an inwardly projecting upper flange, with an inwardly projecting horizontal lower flange bent downwardly to provide an incline which is placed to the bottom of the body, and with trough shaped side pieces located between the upper and lower flanges, and the removable front having a bottom resting on the plane of the bottom of the body, an incline extending upward to the bottom of the body-opening, and upper, lower, and side flanges, substantially as described. 4th. A canister comprising a body 1 formed with an opening 4, with a front wall 3 above the opening, with a vertical flange 10 beneath the opening, and with inwardly projecting flanges 5, 6 and 7 surrounding the opening, the upper and lower sockets 17, the detachable front 20 formed with inwardly projecting flanges 12^a, 13^a, and 14^a, and with an incline 22 leaving a recess beneath the front, the upper and lower staples whereby the upper sockets and lower sockets respectively are coupled together, substantially as described.

No. 64,710. Paste Bottle. (Pot à colle.)

George P. Cragin, Spokane, Washington, U.S.A., 2nd November, 1899 ; 6 years. (Filed 24th August, 1899.)

Claim.—1st. The combination with a paste bottle having a central well extending above its side wall and provided at its upper end with exterior screw threads, and a removable cover having an annular, intermediate portion, a depending, marginal flange surrounding the upper edge of the side wall of the bottle, and a central, threaded portion *c*, engaging the threads of the well and having an opening *f*, in its top, substantially as specified. 2nd. The combination with a paste bottle having a central well extending above its side wall and provided at its upper end with exterior screw threads, a removable cover having an annular, intermediate portion, a depending, marginal flange surrounding the upper edge of the side wall of the bottle, and a central threaded portion *c*, engaging the threads of the well and having an opening *f*, in its top, an annular,

removable washer surrounding the well and interposed between the annular portion of the cover and the edge of the side wall of the

**No. 64,711. Box. (Boîte.)**

Joseph Roméo, Couillard, Warwick, Quebec, Canada, 2nd November, 1899 ; 6 years. (Filed 15th July, 1899.)

Claim.—1st. As a new article of manufacture, a box and the like having provided in its cover, bored recesses, as shown, holes provided therein, and screw hooks entering said holes for the purpose of fastening the cover to the body of the box, substantially as set forth. 2nd. In a box or the like, the combination, with the cover 8, of the box, having bored recesses 9, and holes 10, in said recesses, of the screw hooks 11, having head 12, made movable therein as described, and for the purpose of fastening said cover to the body of the box, substantially as set forth.