



**J. G. C. RIDING PLOW**

The plow that is built for the hardest kind of work on the toughest prairie soil, it also does good work in stubble. This plow is very easy to turn and handle on rough land. The seat is so located that the driver can watch the turning of the furrow, and his weight keeps the plow in the hard soil.

This plow can be furnished with 14, 16 or 18-inch stubble or breaker bottoms, rolling coulter and triplerees. It can also be furnished with rod breaker bottoms.

**EMPIRE CHIEF GANG**

A light, easy running, walking plow, that will do good work, it is unsurpassed for strength and simplicity. The beams are made of heavy high carbon steel, designed to meet the requirements of a light plow in heavy work. The material and design of these beams insures their remaining in perfect alignment when subjected to the severest strains. The high arch of the beams and the unusual clearance of the bottoms, prevents clogging on heavy trash land. The long levers, which are fitted with lifting springs, make it an easy matter to raise the bottoms.

**NEW JEWEL GANG**

The latest and best ideas in plow construction are embodied in this plow, it is adaptable to good plowing in any soil. The plow can be turned in its own length. An automatic foot lift raises and lowers the bottoms, and the driver's hands are left free to handle the lines. The bottoms lift high, so that all obstructions may be cleared, they may also be locked rigid with the frame, or allowed to float. Long, dust-proof bearings are provided on the wheels, and when hard oil is used, these require but little attention.

CHOOSE YOUR PLOW

FROM CANADA'S LEADERS


We have a great variety of styles and sizes of plows, only six of which are shown here; at least one of them is exactly suited for the work you want done.

COCKSHUTT Plows are used by the best class of farmers. Those who farm to make money, and most farmers do, prefer COCKSHUTT Farm Implements every time. Because they are correctly built, in the first place, and they stay that way even after years of service. They do the best work, take less time and cost less for repairs.


We have a Plow that will give you better service than you are now getting—better hear about it right away. Drop us a card, or call on our nearest agent.

**NEW JEWEL SULKY**

This plow is similar in most respects to the new Jewel Gang. The plow bottom is set firmly in the ground by simply touching a foot lever, and when once set for work, it will never vary. The controlling rod, which operates automatically, connects the furrow and rear wheels. The wheels have log, dust-proof, removable bearings which require but little attention when hard oil is used. This plow is furnished with either breaker or stubble bottom, and rolling coulter and whiplerees. It can also be furnished with rod breaker bottoms.

**BEAVER GANG**

The hardest light weight plow you ever saw, it combines many of the features of the Jewel Gang, such as short turning, high lift, perfect adjustments, removable dust-proof bearings, etc., but is much lighter in weight. The bottoms are easily raised and lowered by a convenient lever and spring lift. This plow is fitted with unbreakable steel and malleable standards, and the soft centre shares are the heaviest ever used on a plow.

**NEW EMPIRE GANG**

This is a light, strong, two-furrow walking plow that will keep in good condition for a lifetime. It has unbreakable steel and malleable standards. The frame is made of steel and is extra strong. Heavy axles and dust-proof bearings further increase its durability; this plow is made right and will stay right always. It is equipped with our fine adjustable ratchets, compound adjustable levers, and spring lift, all of which mean easier operation and better plowing.

COCKSHUTT PLOW COMPANY LIMITED

Branches: Winnipeg Calgary Regina Saskatoon
Distributing Warehouses: Red Deer Lethbridge Edmonton Brandon Portage la Prairie