



ARE YOUR LOGS Hung up.



Or Difficult and Expensive
to bring to your large
: : Mill : :

Take

PORTABLE

SAW

MILL

: : : To them : : :

Our Portable Mills will cut them
as well and as cheaply per
thousand as the average
run of large mills.

WRITE US FOR PRICES

Handle your Mill Re-
fuse, Lumber, Etc.
.. with ..

EWART LINK BELTING

Most Economical and Easily applied.
Saves its cost in wages every year.

WE are AGAIN HANDLING the ORIGINAL




BEST STITCHED
COTTON BELT MADE

WATEROUS BRANTFORD CANADA


HIGH GRADE
MACHINERY

40 ..
to
50 ..
HORSE
POWER



NEW IMPROVED Rigid Saw Frame

Cast in One Piece.



Takes any size of Saw up to 60 inches.

Improved Saw Guide, adjusted with screws. Outer arm throws up to permit saw to be removed. Heavy Steel Mandrel running in Reservoir Oil Boxes. Iron fender for boards to drop on, &c.

BAND
AND CIRCULAR
SAW MILLS
ENGINES
BOILERS
BRICK MACHINERY
PLANERS
GRINDERS
GRIP PULLEYS

Send for Prices