

PUBLISHED EVERY WEEK. \$1.50 PER YEAR

# THE FARMER'S ADVOCATE

AND HOME MAGAZINE

PERSEVERE SUCCEED

\*AGRICULTURE, STOCK, DAIRY, POULTRY, HORTICULTURE, VETERINARY, HOME CIRCLE.\*

Census and Statistics  
Dept of Agriculture  
dec 31, 09

ENTERED IN ACCORDANCE WITH THE COPYRIGHT ACT OF 1876


Vol. XLV.

LONDON, ONTARIO, FEBRUARY 3, 1910.

No. 906

## Here Is A Mower That Does Its Work Well

You can search this continent over and you'll not find a mower equal to the Frost & Wood No. 8. That is a strong statement, but we have the proof in the actual work this mower has accomplished. While not a heavy, burdensome machine the No. 8 is built more than strong enough to withstand the very heaviest work to be met with in the hay field. How well we build our machines may be judged from the fact that we have letters from farmers who are still using Frost & Wood mowers sold them ten to twenty years ago. You want lasting quality, therefore buy Frost & Wood machines.



### No Flying Start Required With No. 8

Thanks to the Internal Gear on Frost & Wood, No. 8 Mower, it's not necessary to back up several feet and get a "flying start" before the knives will cut—as must be done with mowers designed on the External Gear Principle. Look at illustration A and you'll understand what we mean by the Internal Gear. You see that the small gear wheel is inside the large. When outside it is the external gear.

Notice that two cogs are always in full mesh and at least one other in touch. External gear never has more than one cog in mesh, which leaves so much "slack" to be taken up between the Main Drive Wheels and the Pitman that the horses must travel several feet before the knives can commence cutting. But the Internal Gear, being nearly three times as fully in mesh there is no slack to be taken up. The knives commence cutting directly the horses begin to move. And the Internal Gear cannot slip a cog even in the heaviest part of your hay field.

### Double Brace and Roller Bearings

On illustration B the arrows point to our Double Brace. We use this Double Brace to fully protect the working parts from the jars and jolts resulting from bumping over rough ground. This is a very important feature, as it prolongs the life of the machine. Yet on other mowers only a single brace is used. Look again at B and see the Large Roller Bearings placed at the points where wear might possibly occur. When we started to build this machine we determined to make it the easiest-running, longest-wearing—and we succeeded, as its records with progressive farmers have proven.





Illustration C shows you the Large Bearings used in our "stay-tight" connection between Cutter Bar and Main Frame of Mower. Unlike Small Pins used on other mowers, they do not wear down hurriedly and permit connection to work loose. Instead, they fit precisely together and have no chance to wear. That's why it is called the "stay-tight" connection. That's why there is no time lost on the field—no blacksmiths' bills to pay.



## Frost & Wood No. 8 Mower

Study illustration D, because we want you to remember that we put a Steel Wearing Plate under the Clips that hold the Knife in place. With this Plate, the Cutter Bar is fully protected against the wear that would otherwise occur by the pressure of the knife against it when in action. This is just another life-prolonging feature on the Frost & Wood No. 8 Mower. Just one more reason why you should accept nothing less than Frost & Wood Quality. In fact, there are enough reasons why you should purchase the No. 8 to fill a book. Ask for catalog F 45 and read them all.

FROST & WOOD COMPANY, LIMITED, SMITH'S FALLS, CANADA

