

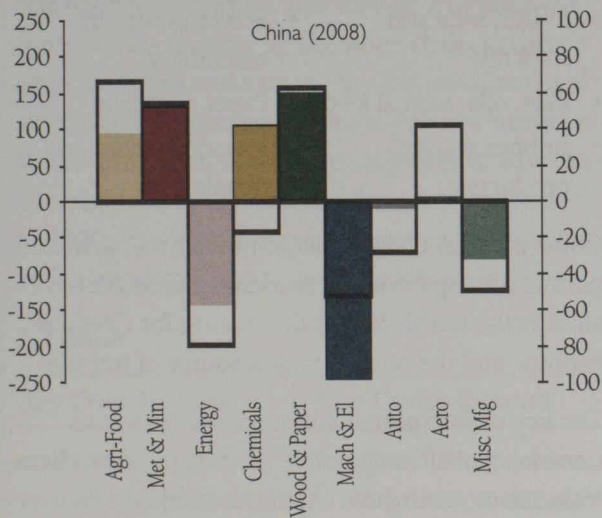
these rank movements was one of our principal means for identifying over- and under-exports.²⁸

When discussing comparative advantage only, it is also useful to speak of a "local top 10" which simply refers to the top 10 commodities in the local competitiveness ranking.

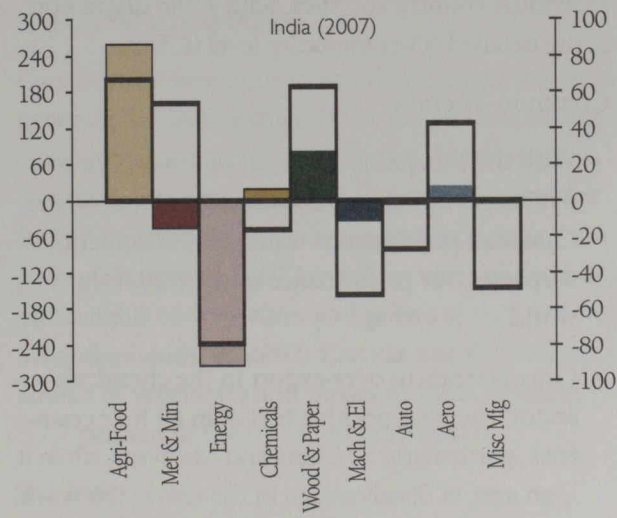
Asia

Asia is the key area of the emerging world. It is home to the biggest economic development success stories in history: Japan and the four Asian Tigers, which act as role models for their neighbours. Establishing a solid presence in Asia is crucial to

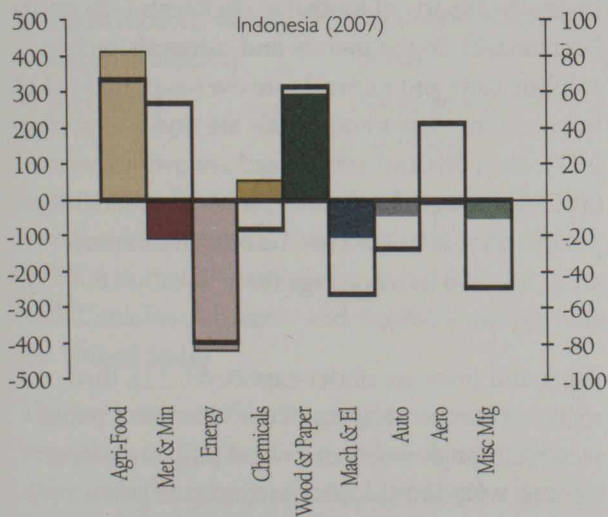
Normalized Revealed Comparative Advantage (NRCA) in Selected Asian Countries



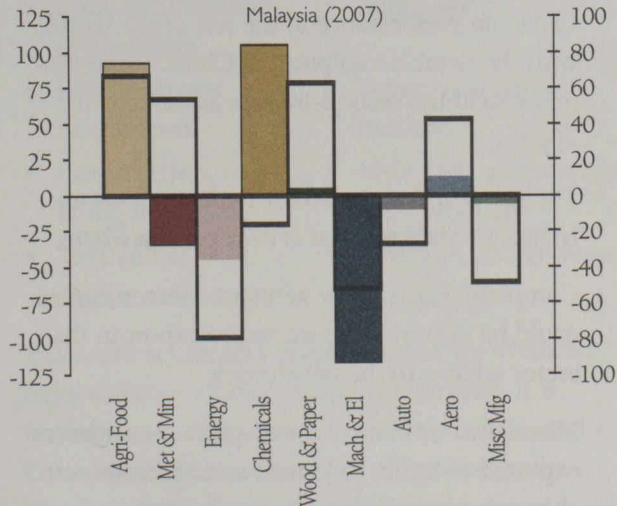
Black outlines represent global benchmarks (right axis).
Coloured bars are specific to the country (left axis).



Black outlines represent global benchmarks (right axis).
Coloured bars are specific to the country (left axis).



Black outlines represent global benchmarks (right axis).
Coloured bars are specific to the country (left axis).



Black outlines represent global benchmarks (right axis).
Coloured bars are specific to the country (left axis).

²⁸ Tracking rank movements supplements the examination of charts, because the two patterns are not directly numerically comparable (different axes on the charts are used to represent approximate relative magnitudes).