


Your "Luck" in Live Stock

Hangs by the Condition and Cost of the Feed



No. 3—Rapid Easy Grinder

Is only one of many sizes. They are built to meet all requirements with 8, 10, 11, 12 or 13-inch plates operated by rod or belt drive.

For quality of work, ease of operation, capacity and lasting qualities, they are unsurpassed. Baggers can be supplied to fit all these mills.

With a FLEURY GRINDER

The Feeding Value of Your Grain will be Increased 20%

You will get More Grain and Higher Grade if you Clean with a FOSSTON AUTOMATIC




Fosston Grain Cleaner

Do not give the elevator a part of your crop for nothing. Clean it before you take it into market and use the screenings.

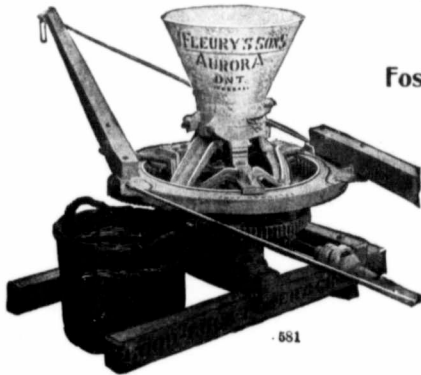
The American Fosston Automatic will clean and grade wheat, oats, barley, flax, and all kinds of grain. It is equipped with a patented feed device. The operator can reach and adjust it without stopping the machine. The flow of grain on the sieves is evenly distributed, enabling the machine to work its full capacity. Good work has made this mill famous, the leader of all grain cleaners.

A postcard will bring you our "Farmer's Catalogue." The most complete of its kind ever published.




No. 6—Roller Crusher

Heavy, strong and simple in construction. Equipped with corrugated rollers operated on the same principle as the rollers in a modern grist mill. They will crush an immense amount of grain with very little power. Built with two or three rollers. For very fine work the three roll machine is preferable.



Good Luck Horse Power with Grinder Attachment

This is one of the most profitable and convenient articles for farm use. A Horse Power and Grinder combined. It can be used to grind all kinds of small grain with its own grinder attachment, or the hopper and grinder head can be easily removed and the horse power used for operating other farm machines.



No. 3—Straw Cutter

We have a straw cutter to suit every possible requirement from the small 8-inch feed Hand Lever Cutter to the large Ensilage Machine, cutting and elevating from seven to fifteen tons of corn per hour. Straw cutters operated by hand, rod, or belt drive, with 8, 10, 12 and 14-inch feed. Send for catalogue describing this line.

John Deere Plow Company Limited

WINNIPEG

REGINA

SASKATOON

CALGARY

EDMONTON

LETHBRIDGE