


Consumption

1891 - 1900

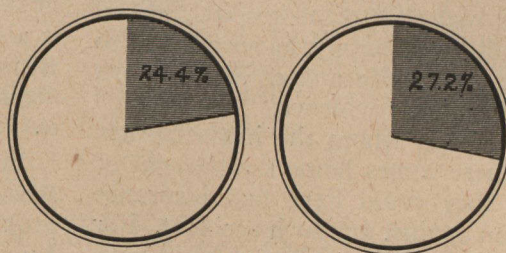
consumption mortality rate
rate per 10,000 lives at risk



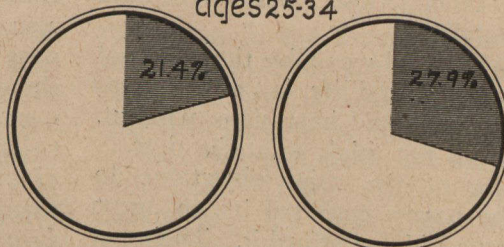
duration of insurance
per-cent of deaths during
first year of insurance

consumption other causes

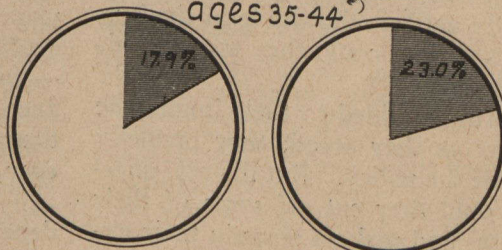
ages 15-24



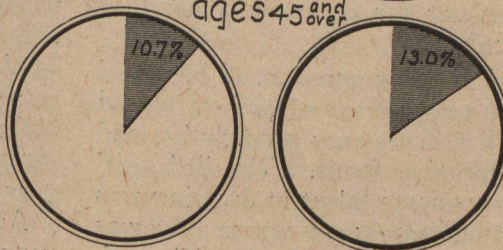
ages 25-34



ages 35-44



ages 45 and over



ages at death
per-cent of total deaths from
consumption

males

females

