


CENTRAL NURSERIES, ST. CATHARINES, ONT.

Have a Fine Assortment of
Trees, Vines, Plants, Ornamentals, Etc.



For Spring Planting
For Satisfaction, Plant St. Riges, Himalaya and Ever Bearing Burn's
Our prices are right and so are the trees. Send for priced catalogue if you have none, also your want list for special prices on Apple Trees. We can please you.

Look over our Price List No Agents
A. G. HULL & SON

**NEW COAL OIL LIGHT BEATS ELECTRIC OR GASOLINE****10 Days FREE—Send No Money**

We don't ask you to pay us a cent until you have used this wonderful modern light in your own home for ten days, then you may return it at our expense if not perfectly satisfied. We want you to prove for yourself that it gives five to fifteen times as much light as the ordinary oil lamp: beats electric, gasoline or acetylene. Lights and is put out just like the old oil lamp

BURNS 70 HOURS ON 1 GALLON OIL

Gives a powerful white light, burns common coal oil (kerosene), no odor, smoke or noise, simple, clean, won't explode. Guaranteed.

\$1000.00 Reward

will be given to the person who shows us an oil lamp equal to this Aladdin in every way (details of offer given in our circular). Would we dare make such a challenge to the world if there was the slightest doubt as to the merits of the Aladdin? We want one person in each locality to whom we can refer customers. Write quick for our 10 Day Absolutely Free Trial Proposition. Agents' Wholesale Prices, and learn how to get ONE FREE.

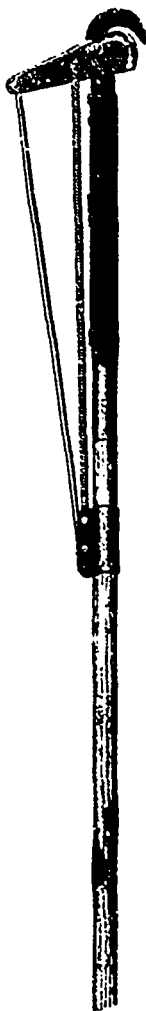

MANTLE LAMP CO., 715 Aladdin Bldg., Montreal & Winnipeg**AGENTS WANTED**

to demonstrate in territory where oil lamps are in use. Experience unnecessary. Many agents average five sales a day and make \$300.00 per month. One farmer cleared over \$500.00 in 6 weeks. You can make money evenings and spare time. Write quick for territory and sample.

TREE PRUNERS

ALL PATENTED

**BEST IN QUALITY
EASY TO OPERATE**

THE STRONGEST MADE**Happy Thought****Orchard King****Sold by all good Hardware Stores**

MADE ONLY BY

TAYLOR-FORBES COMPANY

Limited

GUELPH, ONTARIO**Kansas**

In conclusion, I beg to submit for consideration, the following recommendation:

(1) That an effort be made to have all navigation companies handling freight, and operating upon Canadian waterways, placed under the jurisdiction of the Railway Commission.

That power be given the Railway Commission to adjudicate claims against railway or express companies not settled in 60 days.

That the Railway Commission be given jurisdiction in the matter of fixing a penalty for rough handling and pilfering of freight and express shipments.

That fruit inspectors be also cargo inspectors.

That the express minimum be reduced from twenty thousand pounds to fifteen thousand pounds.

That, if necessary, the Railway Commission be asked to compel the railway companies to allow free transportation both ways for a man sent in charge of heated cars.

That the railway companies be asked to provide a special fruit train service from central points in Ontario to Winnipeg, during the shipping season.

Packing in Barrels**D. E. Lothian, B. S. A.**

In beginning to pack a barrel of apples, we lay in first of all what is known as the heading, which is the first layer of apples. According to their size the outer ring should consist of fifteen or sixteen, the second ring of ten or eleven, and the third or inner ring of three or four. Apples under that size will be of inferior grade, and may be packed with five in a ring and one in the centre, the centre apple should never be larger than those on the outside of it, otherwise the surface will not be smooth, and when pressure is applied the centre apple will suffer and the package as a whole will not be a tight fit. The stems, if long, should be removed and the stem end placed downward, that is to say, next to the head.

PACKING IMPORTANT

After the first layer has been placed in position the succeeding baskets of fruit should not be allowed to drop into the barrel, but the basket should be lowered close down to the layer and poured in gently. Damage is frequently done by allowing apples to drop even six or seven inches from the surface of the first layer. The damage varies with the particular variety in question. After the addition of each basket the barrel should receive what is known as racking, which consists in giving the barrel a sharp jerk. This allows the apple to settle into a good secure position, hence when the lid is nailed on there is no sinking, and consequent loosening of the package. When the barrel is nearly full a flat board should be applied to smooth the surface.

After the follower has been applied, which is the name used by apple packers for this board which they utilize to smooth out the surface, what is known as tailing may be performed. This consists in finishing the barrel by putting in the last two rows of apples, stem upwards. The top of the last row should be as nearly in line as possible with the chime of the barrel, or if anything, a little higher. The lid may then be applied and the barrel subjected to preferably a hoop press. In nailing on the hoop care should be taken not to drive the nails through so that they will project on the inside of the barrel and so damage the fruit.