








 <p>ROAD MACHINERY ROLLERS ROCK CRUSHERS GRADERS & DUMP CARTS.</p>	 <p>TRACTION DOUBLE CYLINDER ENGINES</p>	
<p>FIRE APPLIANCES</p> 	<p>1844 1901</p>	 <p>UNBREAKABLE CAST STEEL LOG CARRIAGE</p>
<p>PULP MACHINERY</p>  <p>SUGGESTIVE GRINDERS</p>	 <p>NEW FACTORY BUILT IN 1895 SINCE THEN THE FOLLOWING EXTENSIONS HAVE BEEN MADE: MACHINE SHOP LENGTHENED 140 FT NOW 440 x 120 BOILER SHOP 100 FT NOW 220 x 50 WITH CORRESPONDING INCREASE MOULDING SHOP 100 FT NOW 180 x 50 WITH CORRESPONDING INCREASE BLACK SMITH SHOP 40 FT NOW 100 x 40 WITH EQUIPMENT.</p>	<p>MCWEN AUTOMATIC SIMPLE & COMPOUND ENGINES</p>  <p>SPECIALLY ADAPTED FOR DIRECT ELECTRIC WORK</p>
<p>WET MACHINES, SCREENS, ETC.</p> <p>BAND AND SAW LARGELY EXPORTED</p> <p>CIRCULAR MILLS EXPORTED</p> 	<p>UNBREAKABLE ROLLED STEEL CARRIAGES</p>  <p>SUITABLE FOR ALL SIZES OF LOGS</p>	<p>MARINE ENGINES & BOILERS</p>  <p>15 and 30 x 20 FORCE AND WATER COMPOUND MARINE ENGINE WITH STEAM REVERSERS</p>
<p>WE BUILD A FULL LINE OF SAW MILL MACHINERY, STEAM ACTING MACHINES & C. MODERN IN DESIGN CAPABLE OF THE LARGEST OUTPUT WITH MINIMUM NUMBER OF MEN. PLANS TO BE FURNISHED OR CAPABLE MILLWRIGHTS SUPPLIED WHEN DESIRED. FULL LINE OF WOODWORKING MACHINERY.</p> <p>WATEROUS ENGINE WORKS COMPANY</p> <p>Branford Canada</p>		