

MICROCOPY RESOLUTION TEST CHART


ANSI and ISO TEST CHART No. 2




1.0




1.1



1.25



1.4



1.6

4
5
6
7
8
9
10
11
12
13
14
15
16
17
18
19
20
21
22
23
24
25
26
27
28
29
30
31
32
33
34
35
36
37
38
39
40



2.8



3.2



3.6



4.0



2.5




2.2



2.0



1.8



APPLIED IMAGE Inc

2455 Broadway
Rochester, New York 14609
716 452-7300 - Phone
716 452-5889 - Fax