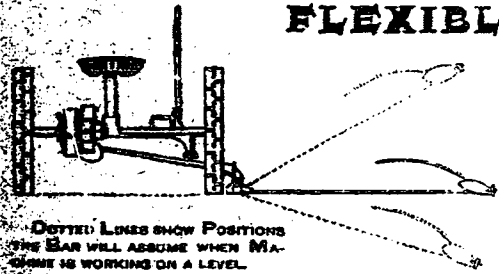


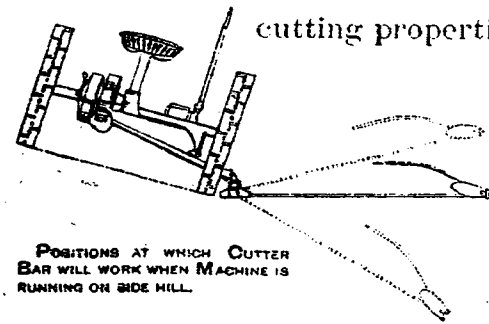
# BRANTFORD MOWERS

## FLEXIBLE CUTTER BAR.



DOTTED LINES SHOW POSITIONS THE BAR WILL ASSUME WHEN MACHINE IS WORKING ON A LEVEL.

proper adjustment, but the bar must be thoroughly flexible and so attached to the machine. The Brantford Mower Bar at work the bar without stopping height to stones, or other will, of its own hill while the




POSITIONS AT WHICH CUTTER BAR WILL WORK WHEN MACHINE IS RUNNING ON SIDE HILL.

ditch, and cut the same as ever. The inside shoe will also drop below the level of the drive wheels (a favor of this Mower), thus cutting in the bottom of a while the machine itself a ridge. Some of the positions will assume are illustrated. The dotted lines show the in which the cutters will work when the machine is at work in the positions indicated. It will thus be seen that the Brantford Mower has a bar which is in every sense thoroughly flexible.

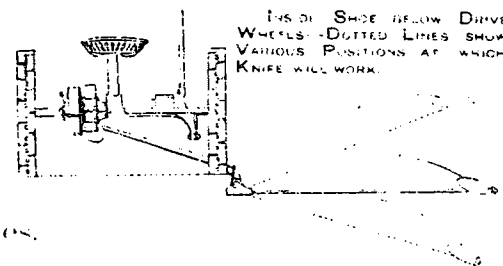
It has great capacity, and will do good work where other Mowers fail; and, further, it will cut and save a good part of the crop passed over and left uncut by other machines.

In meadows and clover fields with uneven surface, deep furrows, high ridges, etc., in order to secure the crop without waste, a mowing machine must not only be provided with a sufficient range of tilt to admit of proper adjustment, but the bar must be thoroughly flexible and so attached to the machine as to run at various angles without interfering with the cutting properties of the knife. The Brantford will do this. When it is may be instantly raised, passing the knife, to a sufficient height to pass over ordinary stumps, obstructions, or the bar according, follow along a side machine is running in a




MACHINE RUNNING ON A RIDGE--DOTTED LINES SHOW POSITIONS AT WHICH BAR WILL WORK.

strong point in admitting of cutting in the bottom of a ditch or furrow is travelling on various positions the bar on this page, various angles




INSIDE SHOE BELOW DRIVE WHEELS--DOTTED LINES SHOW VARIOUS POSITIONS AT WHICH KNIFE WILL WORK.

**NEVER FEAR** about breaking the Pitman, even if you do unexpectedly run against a stone or stump, for it is fully protected by the strong bar in front of it. The Brantford Mowers are built with a view to their standing rough usage.



THE PITMAN WELL PROTECTED


The Bar Connection is illustrated in the adjoining cut. It is substantial and sufficiently rigid to withstand the hardest cutting, and at the same time forms a most flexible joint, admitting of placing the cutter bar in every desirable position and allowing it to follow the most irregular ground surface, as illustrated in the previous page (PATENTED).



PLENTY OF TILT.—THE DOTTED LINES SHOW THE WIDE RANGE OF TILTING ADJUSTMENTS.

**Range of Tilt.**—You can leave any desirable length of stubble with the Brantford Mower, or you can shear off the crop close to the ground. The tilt lever is convenient and very easy to set.

The lever for raising the bar is also easy to handle, and the bar can be quickly raised to pass obstructions with comparatively little effort, being assisted by the large coil spring alongside the pole.



**MASSEY-HARRIS CO., Ltd., Toronto, Canada.**