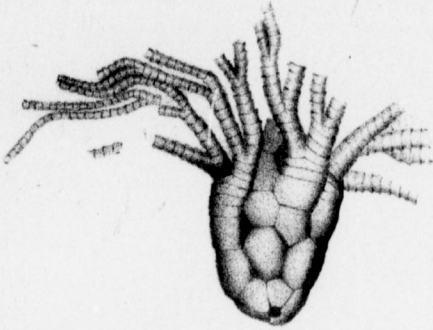
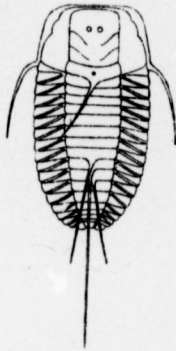


Dendrocrinus jewettii.
Billings 1859



The sculpture of the calyx plates is not preserved in this specimen

Triarthrus spinosus.
Billings 1857



Restored from imperfect specimens

Heterocrinus
bellevillensis
n. sp.

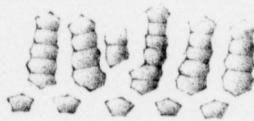


Diagram from another specimen



Side view to show distortion

Front view of the most perfect specimen

Amygdalocystites

Billings 1854



*Portion of test of
A. radiatus Billings 1854
showing position of pores*



*A. florealis var. laevis n. var.
specimens showing pores*