

Surface Condenser.

INVENTIONS OF WATT.

Fig 3. Section

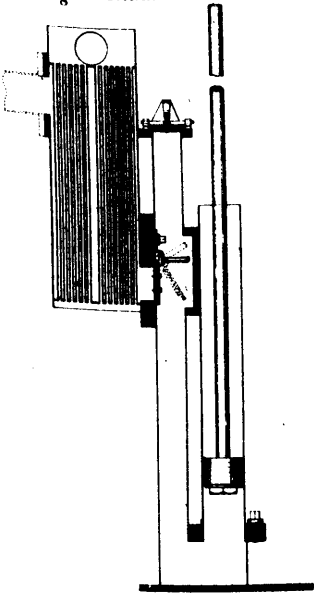
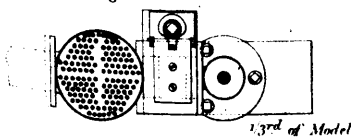



Fig 4. Plan



Model of Single-acting Engine, with balance-weight.



Rotatory Motions.

Fig 6. Eccentric on Shaft

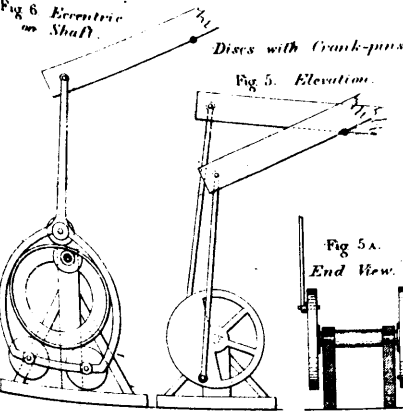


Fig 5. Elevation

Fig 5a. End View

