

# MICROCOPY RESOLUTION TEST CHART

(ANSI and ISO TEST CHART No. 2)



1.43

1.50

1.56

1.62

1.71




1.80

1.88

1.96

2.03

2.11



**APPLIED IMAGE Inc**

1653 East Main Street  
Rochester, New York 14609 USA  
(716) 482-0300 - Phone  
(716) 268-5988 - Fax