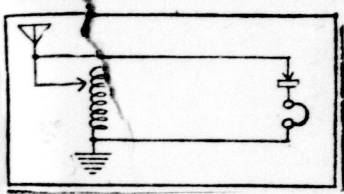


Radio Radiations

Amateurs are requested to make their queries as brief as possible to facilitate the publication and answering of the questions. Address your communications to the Radio Editor, The London Advertiser.

BY THE RADIO EDITOR.

RADIO fans have been puzzled during the past few weeks by noise in their receivers which they have variously described as "scraping," "scratching" and "clicking." Many of them have jumped to the



SINGLE CIRCUIT RECEIVER.

conclusion that something has gone wrong with their receivers. But the sets aren't to blame at all. The fault is entirely nature's brand of radio-static.

This is the main source of disturbance in wireless communication. Engineers for many years have diligently applied themselves in an effort to discover some way of eliminating the effects of static.

No method has yet been discovered which will entirely eliminate static, although many methods have been put forth for minimizing its effects.

When several of the best devices are used simultaneously in connection with any one receiver, it is possible to get as high as 90 per cent improvement in that set.

The measures necessary to secure this improvement, however, are of a nature entirely unsuited to application.

FRECKLES

Don't Hide Them With a Veil—Remove Them With Othine—Double Strength.

This preparation for the treatment of freckles is usually so successful in removing freckles and giving a clear, beautiful complexion that it is sold under guarantee to refund money if it fails.

Don't hide your freckles under a veil; get an ounce of

OTHINE

(DOUBLE STRENGTH)

and remove them. Even the first few applications should show a wonderful improvement, some of the lighter freckles vanishing entirely.

To be sure to ask your druggist or at the toilet counter of any department store for the double strength Othine; it is this that is sold on the money-back guarantee.—Advt.

Asthma

Asthma and hay fever, even of long standing, and of the most distressing severity, are robbed of their terror by this reliable remedy.

Two Sizes 50c. and \$1.00.

Kellogg's Asthma Remedy

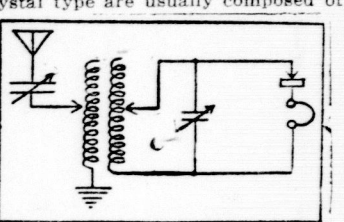
Dr. J.D.

tion on the home radiophone set because they are bulky and expensive. Single-Circuit Set.

The first means discovered for the reduction of static interference was the "tuning" of the receiver circuits. The next step was one where this tuning was carried still further—a second tuning circuit was added to the receiver and "coupled" weakly to the tuned antenna circuit.

A great many radio receivers in use today are of the "single circuit" type. But considerably greater freedom from static disturbances is to be had by the use of a "two-circuit" receiver.

Two-Circuit Set.



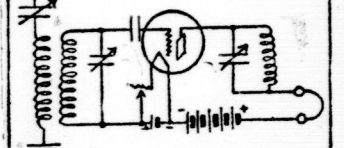
TWO-CIRCUIT RECEIVER.

an "inductive coupler" (loose coupler) together with variable tuning condensers used in both antenna and the second circuit (closed circuit).

Unfortunately, the receivers which have been exploited most during the last few months have been single-circuit receivers. As the radio public becomes educated, it will demand receivers of the higher grade. They do not cost a great deal more.

Three-Circuit Set.

The use of "regeneration" in the circuits of a vacuum tube receiver ("regenerative receiver"), where the receiver is built around the coupled circuits with an outdoor antenna, will give the greatest freedom from interference.



THREE-CIRCUIT RECEIVER.

ference now possible for the radio fan. Such sets are known as "three-circuit receivers."

To go beyond this necessitates the use of a receiver in connection with a "loop" or "coil" antenna.

The coil antenna consists of a few turns of wire on a frame three or four feet square, the potentials developed in it by the advancing waves are, of course, very much smaller (about 1-200 part) of those developed in the outdoor antenna. Greater amplification—more vacuum tubes, batteries, etc.—are necessary where such an antenna is used, and this means more expense.

RADIO PRIMER

SPARK TRANSMISSION. — A method of damped wave radio telegraphy, in which the radio waves are formed by the spark action between two electrodes. This form of radio transmission is fast being supplanted by continuous (CW), or undamped, wave transmission by which radio telephony is made possible.

Do You Like To Make Your Hats?

HAT making is without doubt one of the most confusing phases of domestic art the home worker must face.

The woman with limited means, however, cannot let the difficulty of an art deprive her of the pleasure of being well hatted. And, once one understands the basic work of hat building, the question of making the headwear is simple.

The head size is a matter of major importance to the woman who would make her hat, frame and all. Thus first the head size must be taken with a tape measure. Get the circumference of the head at the place where your hat band is most comfortable.

Then make a paper pattern which you can keep for future use. Take a sheet of newspaper, fold it through the center, again through the center, and then, getting the sides even, fold it so that it is wedge-shaped.

Cut this then circularly at a point far enough from the center to allow width for an ordinary hat brim. Then cut the center of the paper out to fit your head size. Use your general way, but fit it to your head by cutting—it naturally will not be round.


When the paper is of quite the right size and shape one must begin to think in terms of wire. There should be a roll of the ordinary covered milliner's wire and a roll of the wire. The latter is very fine and is used to tie the wires together.

Bend the heavy wire circularly to fit the paper head size, fasten it with wire and clip it from the roll. Then, as in Figure 3, the spokes should be put in.

They should be tied to the wire head size and each one left a little longer than the brim of the hat is to be wide. The outer wire edge of the brim should next be fastened to the spokes.

Decide on the size of this first, fasten it in a circle and then tie it to the spokes, clipping off any spoke wire that extends beyond the brim. More circular wires can be put in the weight of the hat fabric demands them.

Next a band about an inch high should be built, this for the crown to fit down over. It is built just as



HOW TO MAKE YOUR OWN HATS.

(1) THE WAY TO FOLD PAPER FOR CUTTING. (2) PAPER WHEN CUT. (3) WIRE CROWN. (4) WIRE BRIM.

the brim is, but vertically instead of extending out.

The crown, Figure 4, is built on a circular wire which fits the head. About eight wires should be extended over the head in the shape of the crown to be and tied with tie wire at the center.

Circular wires are then put on with the same tying method to hold the others in place.

SISTER MARY'S KITCHEN

Combine Meat and Fruit Into Tasty Dishes

THE combination of fruit and meat cooked together is most unusual, but most delicious. Apples are an old combination, the apples often being roasted with the meat or baked in casserole with chops. Lemon broiled on fish adds much to the flavor, but few women realize that pineapple

broiled with ham, orange slices with lamb, and raisins with beef make plain everyday meats into foods to be conformed with.

Filet of Beef a la Pompadour.

One and one-half pounds tenderloin of beef, 1/2 cup raisins, 1 cup pineapple cubes, salt and paprika, 4 tablespoons butter.

Trim tenderloin and cut in filets 2 1/2 inches thick. Melt butter and dip filets in melted butter. Arrange on a well-oiled broiler and broil each filets with the raisins and pineapple cubes, using half of them.

Broil under flame for eight minutes.

Turn and cover with remaining pineapple and raisins, and broil eight minutes. Season with salt and paprika, and put on a hot platter.

Four drippings from broiler pan into butter and simmer slowly ten minutes. Skim out fruit and sprinkle over meat. Add two tablespoons browned flour to butter and stir till well blended.

Stir in two cups of boiling water and let boil five minutes. Strain around meat on platter and serve at once.

To brown flour: Put flour in an iron frying pan. Stir over a hot fire till brown. Caramel can be used to make the sauce brown, and adds to the flavor of the sauce. Browned flour and caramel mean much to the cook in the making of sauces.

Casserole of Beef With Raisins.


Two pounds lean beef, 1/2 cup diced celery, 2 tablespoons minced onion, 1/2 cup sliced carrots, 1/2 cup chopped ham, 1 cup seeded raisins, 4 tablespoons lemon juice, 1 teaspoonful salt, paprika, few gratings nutmeg, 4 tablespoons butter, 1/2 cup browned flour.

Melt butter in casserole. Add half the vegetables and ham and cook till browned. Add meat, cover with remaining vegetables and ham.

Add one-half cup boiling water, cover

How Fairies Plan To Make Lad Happy

[By Olive Roberts Barton.]



"After a while it boiled so hard a thick steam arose."

ONE little Towssie, called Wink, boiled a sweet dream in Snooze-lum Town on the Moon. First he put in some horse-hairs and a few oat grains, then he put in a shiny buckle and bit of a new strap. These he moistened with water and stirred thoroughly.

Next he wrote an invitation and stirred it in, then he dropped in a bit of candle and a snip of birthday cake.

After a while it boiled so hard that a thick steam arose. This Wink caught in a poppy-leaf bag and tied it up tight.

"Too, hee, hee!" he giggled, holding it up proudly to his next-door neighbor, called Blink. "Here's a fine dream for Tommy Brown. He's going to dream tonight he's going to

get a pony for his birthday."

"I never make dreams that are too disappointing when they wake up," declared Blink. "Tommy will have a bad time when he finds it isn't true."

"Oh, ho, ho, ho!" laughed Wink. "But this is going to come true. Tommy will tell his dream to his daddy and you just see if it doesn't work."

"I'm going to mix up a dream for his daddy, too, and one for the man who sells ponies. The three of them ought to do some good."

Now someone heard every word Wink and Blink said. It was Comet-Legs, the ugly fairy, who was jealous of the Man-in-the-Moon.

"Humph!" he grunted. Every time somebody has a nice dream they give the credit to the Man-in-the-Moon and his fairies. I'll have to see about this dream for Tom Jones."

So he ran to the edge of the moon and straddled the shooting-star he used for a horse and scooted off to Eena Meena, the Magician, who cooked up bad dreams.

"See here!" he called. "I've a job for you! Cook me up a dream about a growly bear at once!"

To Be Continued.

Did You Ever Try

"SALADA"

natural leaf Green Tea? It has proven a pleasant revelation to thousands of those hitherto used to Japan and China Greens.

Organdy For Your Best Bib-Or Swiss



GIRLS! LEMONS
WHITEN SKIN AND
BLEACH FRECKLES

Squeeze the juice of two lemons into a bottle containing three ounces of Orchard White, which any drug store will supply for a few cents, shake well, and you have a quarter pint of harmless and delightful lemon bleach. Massage this sweetly fragrant lotion into the face, neck, arms and hands each day, then shortly note the beauty and whiteness of your skin.

Famous stage beauties use this lemon lotion to bleach and bring that soft, clear, rosy-white complexion, also as a freckle, sunburn and tan bleach, because it doesn't irritate.—Advt.

FOR one's best bib and tucked tucker, organdy is recommended. Or dotted swiss, if you prefer.

Sea green with white or black dots, bright red with blue dots, blue with green dots are some of the variations of the dotted swiss fabrics this summer season.

They are trimmed with organdy—white or colored—or with bands of sheer net. The organdy dresses, too, use bands of net to excellent effect.

Most of them are very simply trimmed—with many rows of narrow tucks, a little lace or some ribbon flowers. The style illustrated lends itself to the airy stiffness of either material.



MAVIS

Irresistible! FACE POWDER

Compare the powder you are now using with MAVIS Face Powder which is sifted through silks of fine fifteen well-known face powders fail to pass through it. Irresistibly fragrant with MAVIS perfume. White, Rose, Rachel, Flesh and the new Duo-Tint. Price 75 cents.

MAVIS

TOILETRIES

Talcum Powder 75c
Face Powder 75c
Cold Cream 75c
Lotion 75c
Mascara 75c
Toilet Sets 5.25, 6.50 and 8.50

VIVAUDOU PARIS NEWYORK

Burns One Hour For Less Than One Cent


Safe—economical—convenient—a good cooker—a good baker—McClary's Florence Oil Cook Stove fills the need of many housewives.

It is an oil range equal to, or closely approaching a gas range—easy to use—does not require constant watching. You get just the right degree of heat at the turn of a lever for boiling, frying, baking or simmering.

A McClary's Florence Oil Stove has no wicks to trim—no smoke or smell—no valves to wear out or leak. The heat is controlled by a simple lever device.

When lighted and once set the burners need no more attention. The flame will remain the same until the lever is turned or the oil all consumed.

Safety, economy, cleanliness, convenience and intense heat are yours with a Florence Oil Stove.



Strength
Built of heavy steel throughout.

Heat
Is concentrated close to the cooking.

Power of Burners
Large powerful burners supply a great volume of clean heat but are always under control of the lever.

Safety
No danger, even if a lighted burner is forgotten. It will burn itself out without explosion or damage to the stove.

Oven
The "Success" glass door oven is asbestos lined with dead air space, so that heat is all retained—an oven that bakes economically.

Clip This Coupon

Please send me, without obligation, a copy of your booklet describing the McClary's Florence Oil Cook Stove.

Name

Address

McClary's FLORENCE OIL COOK STOVES

McClary's

London, Toronto, Montreal, Winnipeg, Vancouver, St. John, N. B., Hamilton, Calgary, Saskatoon, Edmonton

FOR SALE BY ALL GOOD DEALERS

SPECIAL!



LORIE
Toilet & Bath Soap
5 1/2 ounces. Torpedo shape
In Lemon, Violet, Lilac and Rose
2 for 25c 1.50 per dozen

10c Toilet Paper, large rolls,
5 for
29c

25c Cuticura Soap 19c

1.25 Eno's Fruit Salts. 69c

1.25 Piver's Face Powders 69c

60c Phillip's Milk of Mag-nesia 39c

40c Castoria (Fletcher's) 25c

1.00 Tanlac, per bottle 79c

60c Box ASSORTED CHOCOLATES and BONBONS, 49c

Fresh every week.

50c Williams' Pink Pills 32c

Thursday, Friday, Saturday

1.00 Petrof (Russian Oil) Cures 79c
25c Carter's Pills for liver ills 15c
25c Chase's Kidney and Liver Pills 17c
25c Baby's Own Tablets 16c
50c Fruit-a-tives, per box 33c
50c Gin Pills, for kidney troubles 32c
1.25 Listerine (Antiseptic) 85c
75c Listerine (Prophylactic) 43c
50c Zam Buk Ointment 32c
30c Nerviline, a family liniment 22c
50c Pond's Creams, cold or vanishing 33c
25c Mennen's Talcums, all kinds 15c
1.00 Horlick's Malted Milk 76c
\$.75 Horlick's Malted Milk \$2.96
60c Chase's Ointment 39c
1.00 Nuxated Iron, Blood Builder 67c
60c Hind's Honey and Almond Cream 39c
35c Djerikiss Talcum Powder 22c
75c Abbey's Salts 54c
25c Snap Hand Cleaner, 2 for 29c

1.50 Nujol, for constipation \$1.19

20c Kkovah Health Salts, 2 for 25c

60c Bisurated Magnesia 49c

50c Dodd's Kidney Pills 32c

50c Chase's Nerve Food 33c

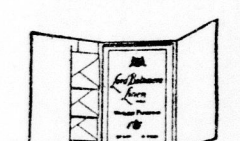
25c Beecham Pills 17c



SEVEN BUSY STORES

200 Dundas Street 399 Talbot Street 432 Hamilton Road 136 Wortley Road 659 Dundas Street 601 Richmond Street 249 Wellington Street

LORD BALTIMORE PORTFOLIO

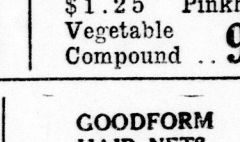


Envelopes and 60 sheets of writing paper in one compact, convenient, handy package. Stationery of the fine Lord Baltimore quality. Exactly the stationery you need when traveling or to use whilst on vacation.

Regular 60c. Special, 49c

1.25 Pinkham's Vegetable Compound 97c

GOODFORM HAIR NETS THEY FIT



In cap and fringe shapes, extra large sizes. Shades that match your hair made of sterilized human hair, each net guaranteed.

Cap and Fringe—Single Mesh, 15c; 2 for 25c

Cap—Double Mesh, 20c; 2 for 35c.

1.30 Scott's Emulsion 89c

25c A. B. S. & C. Tablets, 2 for 25c